

# South Dakota Electric

Your Touchstone Energy® Partner




## Cooperative Connections

AUGUST 2017 VOL. 69 NO. 8

# Reaching Out

Page 8-9

**Ag Equipment Manufacturers  
Contacted About Line Safety**





# Be the light.

There are many reasons we reclaim land previously used for mining coal to as good or better than it was before. One, however, has just a little more buzz, and it's a whole lot sweeter. To provide a home for bees.



**BASIN ELECTRIC  
POWER COOPERATIVE**

A Touchstone Energy® Cooperative



Your energy starts here.

[basinelectric.com/bethelight](http://basinelectric.com/bethelight)



# South Dakota Electric Cooperative Connections

ISSN No. 1067-4977

Produced by the following electric cooperatives in South Dakota and western Minnesota:

Black Hills Electric, Custer, S.D.  
Bon Homme Yankton Electric, Tabor, S.D.  
Butte Electric, Newell, S.D.  
Cam Wal Electric, Selby, S.D.  
Central Electric, Mitchell, S.D.  
Charles Mix Electric, Lake Andes, S.D.  
Cherry-Todd Electric, Mission, S.D.  
Clay-Union Electric, Vermillion, S.D.  
Codington-Clark Electric, Watertown, S.D.  
Dakota Energy, Huron, S.D.  
Douglas Electric, Armour, S.D.  
East River Electric, Madison, S.D.  
FEM Electric, Ipswich, S.D.  
Grand Electric, Bison, S.D.  
H-D Electric, Clear Lake, S.D.  
Kingsbury Electric, De Smet, S.D.  
Lacreek Electric, Martin, S.D.  
Lake Region Electric, Webster, S.D.  
Lyon-Lincoln Electric, Tyler, Minn.  
Moreau-Grand Electric, Timber Lake, S.D.  
Northern Electric, Bath, S.D.  
Oahe Electric, Blunt, S.D.  
Renville-Sibley Co-op Power, Danube, Minn.  
Rosebud Electric, Gregory, S.D.  
Rushmore Electric, Rapid City, S.D.  
Sioux Valley Energy, Colman, S.D.  
Southeastern Electric, Marion, S.D.  
Traverse Electric, Wheaton, Minn.  
Union County Electric, Elk Point, S.D.  
West Central Electric, Murdo, S.D.  
West River Electric, Wall, S.D.  
Whetstone Valley Electric, Milbank, S.D.  
City of Elk Point, S.D.

*South Dakota Electric Cooperative Connections* is published monthly for \$6 annually for member cooperatives, \$12 annually for non-members by South Dakota Rural Electric Association, 222 W. Pleasant Drive, Pierre, S.D. 57501. Correspondence to: Editor, *South Dakota Electric Cooperative Connections*, PO Box 1138, Pierre, SD 57501; telephone (605) 224-8823; fax (605) 224-4430; e-mail editor@sdrca.coop

Brenda Kleinjan, Editor  
Dawn Trapp, Communications Specialist  
Jocelyn Romey, Staff Communications Professional

## Editorial

Aug. 11 Serves as Convenient Reminder to

# Always Call 8-1-1 Before Digging



**Ed Anderson**  
General Manager, South Dakota  
Rural Electric Association

With Aug. 11 almost here, electric cooperatives and other utilities hope this date on the calendar, 8/11, will serve as a natural reminder for residents to call 811 prior to any digging project to have underground utility lines marked. Every six minutes an underground utility line is damaged because someone decided to dig without first calling 811.

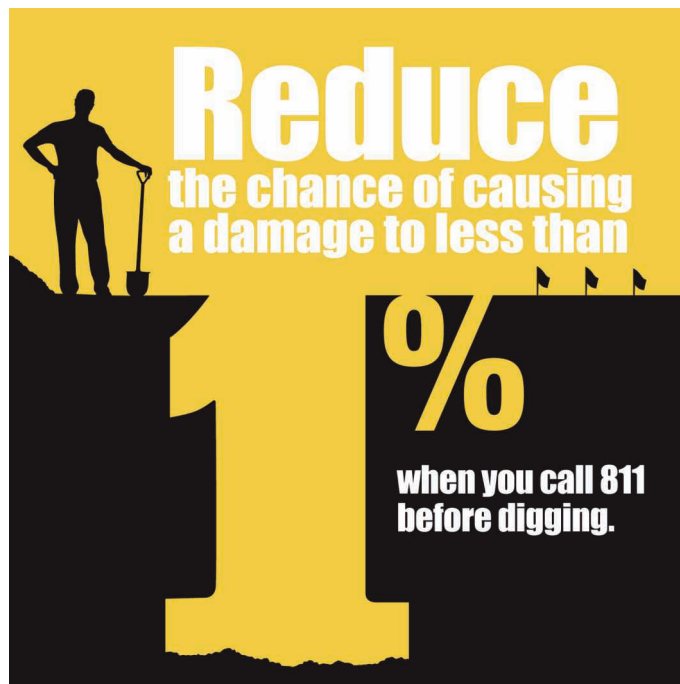
When calling 811, homeowners and contractors are connected to South Dakota One Call, the local one call center, which notifies the appropriate utility companies of their intent to dig. Professional locators are then sent to the requested digging site to mark the approximate locations of underground lines with flags, spray paint or both.

Striking a single line can cause injury, repair costs, fines and inconvenient outages. Every digging project, no matter how large or small, warrants a call to 811. Installing a mailbox, building a deck, planting a tree and laying a patio are all examples of digging projects that need a call to 811 before starting.

On Aug. 11 and throughout the year, we remind homeowners and professional contractors alike to call 811 before digging to eliminate the risk of striking an underground utility line. It really is the only way to know which utilities are buried in your area.

The depth of utility lines can vary for a number of reasons, such as erosion, previous digging projects and uneven surfaces. Utility lines need to be properly marked because even when digging only a few inches, the risk of striking an underground utility line still exists.

Visit [www.call811.com](http://www.call811.com) for more information about 811 and safe digging practices.



# Summer Electrical Safety Tips

**It's important to remember** while enjoying the summer weather, while outside or around the home, that there could be a variety of electrical hazards lingering. While not obvious at first, these issues could cause very serious (and potentially fatal) injury through electric shock.

Below is a list of common outdoor and indoor hazards to be aware of this summer.

## Outdoor Electrical Safety Power Line Safety

Stay away from power lines with your body, toys, sticks or anything an electrical current could travel down. Power lines transport extremely high voltage electrical energy. Venturing too close to a power line can create an opportunity for the electricity to flow to your body or object resulting in serious injury. If you see a fallen power line, call your local electric cooperative or 911 immediately.

## Outdoor Electrical Receptacles

Ensure all your outdoor electrical receptacles around the exterior of your home or shed are covered, clean and dry. If water or dirt enters the outlet it can result in electrical surges and shocks when the outlet is next used. Receptacle covers can be purchased at most home renovation retail stores.

## Water and Outdoor Electrical Devices

Keep all power cords, string lights and electrical devices away from ponds, swimming pools, hot tubs or sprinklers. Summer can lend itself to a lot of splashing and water flying through the air. If water comes into contact with an electrical device, there is a high risk of electrical shock. Do your best to keep electrical devices at a distance from the pool and water fights.

## Indoor Electrical Safety GFCI Outlets

Ensure that you have GFCI's (ground fault circuit interrupter) outlets installed in certain areas of your home – namely rooms with running water (bathroom, kitchen, garage, basement, pool rooms, etc.). These outlets can prevent electrical shock from happening with specially designed safety mechanisms.

## Circuit Breaker Use

In an emergency, know where your circuit breakers are and how to turn them off safely. When a panicked situation occurs, it can be easy to become confused and flustered. If you are knowledgeable interacting with your circuit breaker, you will be more confident in the event of an emergency.

## Portable Fan Safety

Before plugging in a fan, make sure that it is clean and there are no wires frayed or damaged. Oscillating fans are often stored for most of the year. During storage, power cords can become damaged and electrical wires exposed. Exposed wires leave you vulnerable to electrical shock when the fan is plugged in again.

## Air Conditioning Unit Safety

Be sure to have any portable air conditioning units securely positioned and electrical cords tucked away. These are tripping hazards that can lead to either electrical shock or a heavy unit falling down. It's also important to follow the manufacturers instructions on maintaining and servicing the unit to prevent damage to the home's electrical system and personal injury.

It is important to be aware of potential electrical hazards in order to identify and avoid them.

Source: [www.expertelectric.ca](http://www.expertelectric.ca)



## Kids' Corner Safety Poster

**"Don't fly kites near power lines."**

**Sara Bertram, 8 years old**

*Sara is the daughter of Erin and Kari Bertram, Corsica, S.D.  
They are members of Douglas Electric Cooperative, Armour, S.D.*

Kids, send your drawing with an electrical safety tip to your local electric cooperative (address found on Page 3). If your poster is published, you'll receive a prize. All entries must include your name, age, mailing address and the names of your parents. Colored drawings are encouraged.

# Succulent Salads



## Peach Jello Salad

- |   |                                       |
|---|---------------------------------------|
| 1-1/2 cups crushed Ritz crackers                    | 1 (29 oz.) can sliced peaches         |
| 1/2 cup margarine, melted                           | 1 (8 oz.) pkg. cream cheese, softened |
| 3/4 cup plus 4 T. sugar, divided                    | 1 T. milk                             |
| 2 (3 oz.) boxes peach jello                         | 3/4 cup whipped topping               |
| Juice from peaches plus water to equal 3 cups total |                                       |

Mix cracker crumbs, margarine and 4 T. sugar together; press into a 9x13-inch pan. Bake at 350°F. for 10 minutes. Cool. Boil juice from peaches and water. Stir in jello to dissolve. Chill until slightly congealed. Cream together cream cheese, remaining sugar and milk. Fold in whipped topping. Spread on cooled crust. Lay peaches on top. Pour congealed jello over peaches. Chill until set.

**Debbie Hinman, Carter**

## Coleslaw

- |  |                            |
|--|----------------------------|
| 6 to 7 cups chopped cabbage, carrots, red or green pepper, celery or onion | 1/2 cup water              |
|  | 1/2 cup white wine vinegar |
|  | 1 cup sugar                |

Place chopped vegetables in bowl. Boil water, vinegar and sugar; pour hot mixture over all. Refrigerate. Keeps up to 1 month in refrigerator.

**Jan Nelson, Belle Fourche**

## Mom's Cranberry Salad

- |  |                      |
|--|----------------------|
| 1 quart cranberries, grind when frozen | 1 cup hot water      |
| 2 cups sugar                           | 1 cup ground celery  |
| 1 pkg. orange jello                    | 2 cups ground apples |

Combine cranberries and sugar; let stand overnight. Dissolve jello in hot water; chill until thickened. Stir in cranberries, celery and apples. May substitute lemon jello.

**Verna Nelson, Wakonda**

## Blueberry Salad

- |                                      |   |
|--------------------------------------|---|
| 1 (21 oz.) can blueberry pie filling | 1 (14 oz.) can sweetened condensed milk |
| 1 can crushed pineapple, drained     | 1 (8 oz.) container Cool Whip           |
| 1 can mandarin oranges, drained      |   |

Combine all ingredients; refrigerate.

**Alberta Olson, Piedmont**

## Greek Pasta Salad with Cucumber Yogurt Dressing

- |  |  |
|--|--|
| 1/2 cup cucumber, peeled, seeded and diced | 1/2 tsp. Sicilian sea salt                 |
| 1/2 cup plain Greek nonfat yogurt          | 8 oz. pasta, such as cellentani or gemelli |
| 2 T. light mayonnaise                      | 2 cups broccoli florets                    |
| 1 tsp. lemon juice                         | 1 cup heirloom cherry tomatoes, quartered  |
| 1 tsp. garlic powder                       | 1/4 cup thinly sliced red onion            |
| 1 tsp. dill weed                           | 1/4 cup pitted Kalamata olives, quartered  |
| 1/2 tsp. oregano                           | 2 T. crumbled feta cheese                  |

For dressing, place cucumber, yogurt, mayonnaise, lemon juice, garlic powder, dill, oregano and sea salt in blender container; cover. Blend on high speed until smooth. Refrigerate until ready to use. For salad, cook pasta as directed on package, adding broccoli during the last 1 minute of cooking. Rinse under cold water; drain well. Place cooked pasta, broccoli, tomatoes and onions in large bowl. Add dressing; toss gently to coat. Top with olives and feta cheese. Serve immediately or refrigerate until ready to serve. Makes 8 servings

*Nutritional Information Per Serving: Calories 151, Total Fat 3g, Sodium 274mg, Cholesterol 2mg, Carbohydrates 25g, Dietary Fiber 2g, Protein 6g*

**Pictured, Cooperative Connections**

## Shoestring Potato Salad

- |                              |                        |
|------------------------------|------------------------|
| 1 cup salad dressing         | 1 cup diced celery     |
| 1/2 tsp. vinegar             | 1/2 diced green pepper |
| Salt and pepper to taste     | 3 oz. slivered almonds |
| 2 cups cooked, diced chicken | Shoestring potatoes    |
| 1 cup grated carrots         |                        |

Mix together salad dressing, vinegar, salt and pepper. Add next 5 ingredients; refrigerate overnight. Just before serving, add shoestring potatoes.

**Doris Miller, Brandon**

## Chicken Salad

- |                              |                              |
|------------------------------|------------------------------|
| 1 cup mayonnaise             | 2 green onions, chopped      |
| 1 tsp. paprika               | 1/2 cup minced green pepper  |
| 1 tsp. seasoned salt         | 1 cup chopped pecans         |
| 1-1/2 cups dried cranberries | 4 cups cubed, cooked chicken |
| 1 cup chopped celery         | Ground black pepper to taste |

In a medium bowl, mix together mayonnaise with paprika and seasoned salt. Blend in dried cranberries, celery, onion, bell pepper and pecans. Add chopped chicken; mix well. Season with black pepper to taste. Chill 1 hour.

**Courtney Reedy, Tea**

*Please send your favorite garden produce, pasta or slow cooker recipes to your local electric cooperative (address found on Page 3). Each recipe printed will be entered into a drawing for a prize in December 2017. All entries must include your name, mailing address, telephone number and cooperative name.*



# The Benefits of Air-Source Heat Pumps



**Patrick Keegan**  
Collaborative Efficiency

**Dear Pat:** It looks like we'll be needing to replace our furnace soon, and we're wondering if a heat pump would help us save some money. Do you have any suggestions? – **Jonathon**

**Dear Jeff:** Your question is an excellent one, since for most of us, heating and cooling accounts for the largest

part of our household energy use. An electric air-source heat pump can be a good alternative to a furnace system that runs on propane or fuel oil. A heat pump is also a cost-effective alternative to electric resistance heat that is used in electric furnaces and in baseboard and wall units.

## How heat pumps work

In the summer, an air-source heat pump acts as an air conditioner (AC) that draws heat from your home's air and transfers it outside. In the winter, the system's direction is reversed so that heat is pulled from the outside air and moved into your home.

The heat pump has two major components: the condenser (also called the compressor) that circulates refrigerant through the system; and an air handler that distributes the conditioned air. Most heat pumps are split systems, with the condenser located outside and the air handler inside. A packaged system contains both components in one unit that is placed outside your home. Heat pumps usually distribute the hot or cold air through the duct system. Ductless mini-splits, which can serve as many as four rooms, will be covered in next month's column.

In the past, heat pumps weren't efficient enough to work in colder climates. In recent years, however, technology has advanced to make them viable in climates with long periods of sub-freezing temperature, such as the Northeast U.S.

If your old furnace has an air conditioner (AC) attached, replacing both the heating and cooling system with the all-in-one solution of a heat pump might produce significant cost savings. If you are currently cooling with window units, or

have an older central AC, moving to an air source heat pump could reduce your summer energy bills.

Heat pumps not only reduce energy costs, they can also eliminate the risk of carbon monoxide poisoning and problems that can occur with on-site storage of propane or heating oil.

Heat pumps must work harder to extract heat as the outside temperature drops. At some point the heat pump switches to resistance mode, which operates the same way a toaster or an electric baseboard heater works. If your area has very cold winters, you should consider a dual fuel system, which utilizes a heat pump along with a gas or propane furnace.

## Selecting and installing

If you live in a cold climate, look for a unit with a higher HSPF rating, which measures heating efficiency; if you live in a warm climate, you probably want to focus more on the SEER rating, which measures cooling efficiency. The minimum standard heat pump is SEER 14 and HSPF 8.2. An easy way to compare options is to look for the ENERGY STAR® label. This indicates the unit is at least 15 SEER and 8.5 HSPF. Visit [www.energystar.gov](http://www.energystar.gov) to learn more about equipment, installation and qualified contractors.

How much can a heat pump reduce your energy costs? This depends upon the size and efficiency of your home, local energy prices and local climate. You can find calculators online that can help you predict energy savings. One entry with sample data found that the cost of heating in South Carolina, using a new heat pump and national average fuel costs, was less than half the cost of heating with a typical propane furnace or an electric resistance system.

Energy auditors can predict energy savings with greater precision, and they can offer advice on choosing a specific brand and size of the unit. More importantly, energy auditors can suggest other ways to improve comfort or reduce energy use such as duct sealing or insulating the building envelope.

Your local HVAC dealer, if they have heat pump experience, can be very helpful. Many heat pumps are not installed correctly, so be sure to ask how they will ensure a quality installation. Contact your local electric co-op to find out what they recommend. They may even offer rebates, free audits or discounted rates for electric heat.

This column was co-written by Pat Keegan and Brad Thiessen of Collaborative Efficiency. For more information on how to consider energy efficiency when purchasing electric vehicles, please visit: [www.collaborativeefficiency.com/energytips](http://www.collaborativeefficiency.com/energytips).

## SDSM&T Student Wins National Electric Co-op Scholarship

**Travis Grablander**, an engineering student at South Dakota School of Mines and Technology in Rapid City, S.D., was one of two recipients of the Glenn English Foundation and IEEE-Rural Electric Power Committee (REPC) "Engineers for the Future" Scholarship.



This is the first year that the two, \$2,000 scholarships were awarded to college students pursuing careers in electrical engineering — specifically those college students who plan to return to rural areas once they complete their college careers.

Since 2014, The Glenn English National Cooperative Leadership Foundation has awarded \$56,000 in scholarships to Rural Electric Youth Tour Alumni. In 2017, the engineering scholarships were created and do not require that recipients be past Youth Tour participants.

These scholarships could not be possible without the foresight and generous contributions of the IEEE:REPC. With IEEE:REPC's support and vision, the Foundation hopes to support future engineers that will help define and solve the electric utility challenges of the future.

The two \$2,000 scholarships will be awarded annually to college students seeking a career in the rural electric engineering fields.

Grablander is from Mission, S.D. The other recipient of the scholarship was Ty Tamplin of Texas.

The recipients of the The Glenn English National Cooperative Leadership Foundation \$10,000 scholarship was Tess Otto of Wisconsin. Receiving \$1,000 scholarships from the program were Sylandi Brown and Hayden Johnson of Georgia, Sarah Locke of Illinois and Britta Becker of Iowa.

## Teachers Learn About Coal, Receive College Credits

**Teachers from a four-state** region attended the Lignite Energy Council's Education Seminar on June 12 to 15, 2017, in Bismarck. The seminar, titled "Lignite Education Seminar: Energy, Economics and Environment," provided teachers with information on a variety of energy-related subjects that they can integrate into their curriculum, especially science and economics classes.

The Lignite Energy Council began conducting annual seminars for K-12 teachers in North Dakota and surrounding states in 1986. It's estimated that more than 3,500 teachers have attended the seminar over the past 30 years.

"Much has changed in the lignite industry over the past 30 years," said Kay LaCoe, LEC's director of membership marketing and education program administrator. "Every year, we make changes to the seminar to reflect the changes in the industry. This year we have several different speakers and a couple of different topics that will be of interest to teachers and eventually their students."

Teachers come from North Dakota, Minnesota, Montana, South Dakota and Wyoming — all states where electricity produced from the state's vast lignite reserves is sold to homes, farms and businesses. Teachers earn two graduate level professional development credits for attending the seminar.

Fourteen teachers from Minnesota and South Dakota participated in the seminar. Participating in the 2017 seminar were Brad Wollum, Wadena-Deer Creek Schools, Wadena, Minn.,

and, from South Dakota were Mike Anderson, Martin Grade School, Martin; Sarah Bross, Tiospaye Topa, Ridgeview; Lisa Deal and Lindsey Hettich, Miller; Kara Eise-  
mann and Kim Kightlinger, Selby Area High School, Selby; Jenni Kranz, Richard Myrvik and Elizabeth Parliament, Rutland Elementary School, Rutland; Whitney Muller, McLaughlin School District 15-2, McLaughlin; Joseph Roshau, Northwest Area Schools, Isabel; and Dale Singer, Spearfish Middle School, Spearfish.



**Basin Electric Power Cooperative** sponsored many out-of-state teachers at the Lignite Energy Council's Lignite Education Seminar in June. They toured the Great Plains Synfuels Plant, Antelope Valley Station and the Freedom Mine. Among the teachers sponsored by Basin Electric were, from left: Mike Anderson, who lives and teaches in Martin, S.D.; Jean Bowlds, who lives in Bloomfield and teaches in Glendive, Mont.; Sarah Bross, who lives in Eagle Butte and teaches in Ridgeview, S.D.; Tesha Frederick, who lives in Guernsey and teaches in Glendo, Wyo.; Neil Hamm, who lives in Great Falls and teaches in Power, Mont.; Kim Kightlinger, who lives and teaches in Selby, S.D.; Andrea Leinen, who lives in Wheatland and teaches in Chugwater, Wyo.; Amanda Lynch, who lives and teaches in Marcus, Iowa; Whitney Muller, who lives in Timber Lake and teaches in McLaughlin, S.D.; Joseph Roshau, who lives in Mobridge and teaches in Isabel, S.D.; and Dale Singer, who lives and teaches in Spearfish, S.D.



# Reaching Out

## *Cooperative Resolution Seeks to Capture Attention of Equipment Manufacturers*

**I**N RECENT YEARS, THE BOARD OF DIRECTORS AT Charles Mix Electric Association in Lake Andes, S.D., had noticed an alarming and growing trend.

As agricultural equipment grew in size as new models were developed, it was getting dangerously close to power lines.

"In our case, at a board meeting, we were discussing a situation where an implement wound up in the line in our territory," said Russell Gall, general manager for the cooperative in south central South Dakota. "It was obviously a very large piece of equipment that got tangled up in the neutral."

The operator called the co-op immediately and stayed in the implement until the equipment could

be safely removed from the line.

As the board discussed the incident and the dangerous situation caused because of the equipment's size, they talked about what could be done. Co-ops were already engaged in providing safety reminders about using caution around electric lines.

But the board wanted to take it a step further. They wanted to deliver their concerns to the companies that were designing and creating the behemoths of machinery.

"The board agreed to develop a resolution that would instruct NRECA to start conversations with national equipment manufacturers to raise awareness of line heights and the scale of the equipment,"

**Brenda Kleinjan**





said Gall.

By June 1, 2016, the board had drawn up a resolution and submitted it to the National Rural Electric Cooperative Association so it could be considered at the organization's regional meetings held each fall. At the regional meetings, the nation's 900 electric cooperatives gather to approve resolutions that guide NRECA's work on behalf of the cooperatives.

"I was surprised during the discussion in the resolutions committee, almost everyone on the committee had a story at their local cooperative where they could point to an incident and say, 'yes, this is a problem,'" said Gall.

The resolution eventually wound its way through all 10 of the NRECA's regional meetings.

"The resolutions process is a cornerstone of NRECA's governance, and member resolutions provide key direction to NRECA," said Kirk Johnson, NRECA's Senior Vice President of Government Relations. "The democratic nature of the resolutions process gives every member a voice and helps ensure that NRECA adheres to the wishes of the membership. As resolutions get adopted, NRECA staff work to respond appropriately."

As the Charles Mix proposal made its way through the resolutions process, it became apparent this was not simply a rural South Dakota issue.

"From what I heard at the different regional meetings, there were concerns that this might be too big of an issue to take on, but that it was really important," Gall said.

Cooperatives aren't known to shy away from difficult situations.

Next, it headed to the association's annual meeting where all the cooperatives gather to review and debate the resolutions.

In February, delegates in San Diego approved the resolution.

"In the case of the resolution related to agriculture equipment, NRECA will be reaching out to a number of manufacturers this summer to express

**Among the resolutions considered by delegates to the NRECA annual meeting was one that originated in South Dakota regarding ag equipment and overhead power lines.**




Touchstone Energy® Cooperatives



## PoweringYourSafety.com

KNOW WHAT TO DO IF YOU HIT A POWER LINE




### STAY PUT

If your equipment contacts a power line, stay inside. **DO NOT EXIT. Call 911.**



### JUMP CLEAR

If you must exit due to a fire, jump from the equipment so that no part of your body touches the equipment and ground at the same time. Hop or shuffle with your feet together at least 40 feet away.



### STAY AWAY

When you are clear of the area, call for help and keep others away. **DO NOT** approach your vehicle again until utility crews and emergency responders tell you it is safe.

the members' concerns about the increasing height of equipment and the safety dangers associated with that additional height," said Johnson.

It's the start that the CME board envisioned.

"We hope with this resolution that it brings these safety concerns with the size of equipment to the manufacturers so they keep it in the forefront of their minds when designing this large equipment," Gall said.

# Students Make Memories

**F**ORTY-TWO SOUTH DAKOTA TEENS WERE AMONG 1,825 teens from across the country participating in the Rural Electric Youth Tour June 8-15.

Started in 1963, the tour is designed to connect students to the Nation's Capitol by not only seeing the sights but also engaging in educational opportunities and meetings with the state's congressional delegation.

"Over our week in Washington, we got to experience more landmarks and monuments than I even knew existed before the trip," noted one participant.

Among the educational opportunities was the Congressional Insight, a simulation game which demonstrates the choices that congressmen and women are required to make and how they balance re-election, making deals with other representatives,

and getting their own laws passed. A second session, 'A Place for YOUth in the Cooperative World,' took a look at different types of cooperatives and the role that individuals play in their operation. Students explored co-op principles, how co-ops help communities and many non-electrical co-ops, like ACE Hardware and Land O'Lakes. The students participated in a large inspirational seminar with more than a thousand youth, talking about how co-ops are changing the greater world.

During Capital Hill Day, students attended one of five Senate committee hearings and observed the Senate in session. They also spent time meeting with Sens. John Thune and Mike Rounds, and Rep. Kristi Noem. During their time with the elected officials, students were able to ask questions.







**Top:** Sen. Mike Rounds, Rep. Kristi Noem and Sen. John Thune take a group photo with South Dakota Youth Tour participants. Group photos were taken at the White House (below), Mount Vernon (above right) and Washington Monument (above). **Opposite Page:** South Dakota's group of 42 students takes a photo with the statue of Benjamin Franklin on Pennsylvania Avenue on Washington, D.C.



#### Sponsoring Cooperative

Participant's Name	Hometown
--------------------	----------

#### Black Hills Electric Cooperative, Custer

Bailee McMillin	Hermosa
-----------------	---------

#### Bon Homme Yankton Electric Association, Tabor

Nathan Zimmerman	Yankton
------------------	---------

#### Butte Electric Cooperative, Newell

Kamryn Brunner	Nisland
----------------	---------

#### Central Electric Cooperative, Mitchell

Catherine Bechen	Letcher
Jessica Burghardt	Fedora
Hunter Gregory	Kimball
Madison Hetland	Mitchell
Olivia Hanten	White Lake
Ashley Henglefeld	Alexandria

#### Charles Mix Electric Association, Lake Andes

Martin DeKam	Platte
Jessica Vanderheiden	Platte

#### Cherry-Todd Electric Cooperative, Mission

Jacob Flannery	Mission
Troi Valburg	White River

#### Clay-Union Electric Corporation, Vermillion

Carter Larson	Meckling
---------------	----------

#### Codington-Clark Electric Cooperative, Watertown

Harlee Mitchell	Henry
-----------------	-------

#### Dakota Energy Cooperative, Huron

Torrey Anson	Miller
Deric Diède	St. Lawrence
Matthew Larsen	Wolsey

#### Douglas Electric Cooperative, Armour

Chloe Wegehaupt	Dimock
-----------------	--------

#### FEM Electric Association, Ipswich

Abby Berreth	Leola
April Hoffman	Leola
Sam Raile	Eureka

#### Grand Electric Cooperative, Bison

Isaac Anderson	Shadehill
Shane Collins	Prairie City

#### H-D Electric Cooperative, Clear Lake

Zachery Stoltzberg	Clear Lake
--------------------	------------

#### Kingsbury Electric Cooperative, DeSmet

Jordan Neises	Oldham
---------------	--------

#### Lacreek Electric Association, Martin

Rachel Ireland	Martin
----------------	--------

#### Lake Region Electric Association, Webster

Carsten Zirbel	Ortley
----------------	--------

#### Moreau-Grand Electric Cooperative, Timber Lake

Abby Martin	Dupree
-------------	--------

#### Northern Electric Cooperative, Bath

Jazzy Tschetter	Carpenter
-----------------	-----------

#### Oahe Electric Cooperative, Blunt

Hannah Weinheimer	Onida
-------------------	-------

#### Sioux Valley Energy, Colman

Garrett Satterly	Colman
Madison Lee	Sioux Falls

#### Southeastern Electric Cooperative, Marion

Ryan Brockmueller	Freeman
Hunter Peters	Lennox
Grace Quartier	Beresford

#### West Central Electric Cooperative, Murdo

Jada Jones	Midland
Katy Manke	Murdo
Mackenzie Springer	Murdo

#### West River Electric Association, Wall

Tyler Matt	Rapid City
Mason Sandal	Quinn

#### Whetstone Valley Electric Cooperative, Milbank

Kaylee Argo	Wilmot
-------------	--------

#### Chaperones

#### Butte Electric Cooperative, Newell

Angie and Darren Alexander	Newell
----------------------------	--------

#### Moreau-Grand Electric Cooperative, Timber Lake

Roger and Kris Lawien	Timber Lake
-----------------------	-------------

#### South Dakota Rural Electric Association, Pierre

Jocelyn Romey	Pierre
Brenda Kleinjan	Pierre



# Right On Target

## *4-H Youth Excel at Shooting, Archery Sports*

**S**TEADY CLICKS, SNAPS, THUMPS AND BANGS WERE heard as 4-H kids lined up, aimed and fired. They traveled from across the nation to compete in the National 4-H Shooting Sports Championships in Grand Island, Neb., and the Daisy BB Gun National Championships in Rogers, Ark. Hundreds of kids competed for their team and for their state. It was stiff competition, yet South Dakota has a winning reputation.

**Jocelyn Romey**

"The toughest competition we find in the nation is right here in South Dakota," said Sean Kruger, one of Pierre Junior Shooters' coaches.

Kruger, along with Jonathan Hays, coach a 4-H-based youth shooting club in Pierre, S.D., known as the Pierre Junior Shooters. Organized in the mid-1970s, this club is one of many across the nation and state that attracts shooting competitors ages 8 to 18 who are involved in 4-H. It also draws more than 50

kids each year to the Isaak Walton Youth Conservation Center in Pierre to practice shooting and receive safety instruction.

"Our first and No. 1 focus is firearm safety," Kruger said. "Before they ever handle a gun, they go through safety training and have to pass a safety test each year."

The club combines 4-H principles and education with a competitive structure, allowing the kids to compete in multiple area competitions along with the 4-H state and national events and the Daisy BB Gun National Championships.

On July 3, the Pierre Junior Shooters won the championship title and trophy during the 2017 Daisy BB Gun National Championships. Nine kids from the Pierre/Ft. Pierre area competed in this event – Jayce Beastrom, Jasmine Hays, Jessica Hays, Jenna Kruger, Austin Lesmann, Justin Merriman, Natalie Mohr, Alea







**Left:** A shooter takes aim during practice. **Opposite Page:** The Pierre Junior Shooters recently captured their eighth title at the Daisy BB Gun National Championships. Pictured are Natalie Mohr, Austin Lesmann, Jayce Beastro, Rylie Stoesser, Justin Merriman, Jasmine Hays, Jessica Hays, Alec Smith and Jenna Kruger. **Bottom:** The Walton County, Georgia, team sent a congratulations note. Sportsmanship is one of the skills learned. **Below:** The Pierre Junior Shooters will be adding "2017" to their listing of National Champions.



Smith and Rylie Stoesser. Seven kids competed in the team that brought home the trophy and two competed in Daisy's Match of Champions. These two were Jessica Hays and Alec Smith who competed in last year's Daisy national tournament. The kids chosen to represent the club in this competition must earn it by scoring the highest in BB gun shooting during the competitive season – March and April. Other club members are eligible to compete at the national 4-H shooting competition if they score high enough at the state level in air rifle, air pistol, .22 rifle, .22 pistol, archery, shotgun and muzzleloading.

Since 2004, the Pierre Junior Shooters club has won eight Daisy championships. This year, they competed against 70 teams nationwide, including three other South Dakota teams – Humboldt Sharpshooters from Hartford, Lake County 4-H Aces Gun Club from Madison and Marshall County 4-H Sharpshooters from Britton. According to Hays, this year's Daisy competition was the largest, with more teams participating than ever before.

Hays said the purpose behind the Pierre Junior Shooters club is to provide safe and correct shooting instruction to the kids. It's a controlled and safe environment to learn how to shoot as well as compete in local events and national competitions.

"They learn how to compete and be good sportsmen," Hays said. "It teaches them to be committed...and to have integrity."

After stating the benefits a club participant can receive, Hays said, "I want to make it understood that kids and guns do go together if they are taught properly. One hundred seventy-five competitors come into a school gym with guns and no one gets hurt. We are teaching them how to shoot and be safe. It has nothing to do with what is going on in the rest of the country right now."

Coach Rose Kraft of the Marshall County 4-H Sharpshooters which won the Daisy national competition in 2009, emphasized the importance of safety while teaching kids how to shoot. Then, she pointed out values that the kids gain by staying active in a shooting club.

"They learn how to self-advocate, talk to other groups, prepare themselves and focus," Kraft said. "We've had many people go through the program and they come back with top-notch communication and leadership skills. Overall, this prepares the kids for community leadership positions as adults."

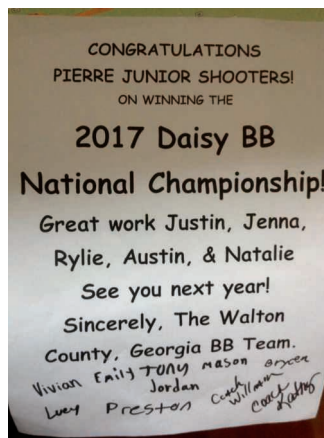
Darby Knoll is one young leader who competed in the 2017 National 4-H Shooting Sports Championships event held June 25-30, a few days before the Daisy national competition. Knoll represented Charles Mix Electric in Lake Andes, S.D., on the 2016 Youth Tour to Washington, D.C.

Knoll said, "I was honored to represent South Dakota this past week at the national shooting sports competition in Grand Island, Neb., in .22 pistol! It was an amazing trip with amazing people creating great memories!"

About 30 kids represented South Dakota during the national 4-H shooting competition. They competed in compound archery, recurve archery, air rifle, air pistol, .22 rifle, .22 pistol and shotgun.

Memories were made and good shots were taken at both competitions this year. After getting home from the 2017 Daisy competition, Kruger said, "We had a great group of kids. They considered each other teammates and family...they really supported each other."

Kruger also said that the competitions throughout the year taught the kids valuable lessons. He said they learn "important concepts that carry over into life...being able to recover from adverse situations and a bad shot."



**They learn how to compete  
and be good sportsmen.  
It teaches them to be committed  
and to have integrity.**



# Taking Aim

## *National Pistol Award Bears South Dakotan's Name*

WHEN THE U.S. NATIONAL GUARD HOSTED ITS international marksmanship championships this spring at the Robinson Maneuver Training Center in Arkansas, one of the trophies awarded recognized the contributions of a retired South Dakota public servant.

By Brenda Kleinjan

Today, one is more likely to find John Berheim, a member of Oahe Electric Cooperative in Blunt, S.D., in the cab of a combine assisting with the harvest in central South Dakota than you are to find him on the shooting range.

But for 64 soldiers and airmen from across the U.S. and allied nations who took aim at being the top shot at the 26th Annual Armed Forces Skill at Arms Meeting (AFSAM) this past April at the Robinson Maneuver Training Center in North Little Rock, Ark., Berheim's name is attached to some

serious hardware.

Top marksmen from the United States, Canada, Italy, and the United Kingdom competed shoulder-to-shoulder on four-man teams testing their skills with multiple matches and different firearms systems including pistols, rifles and shotguns.

The top shooter in the pistol competition is awarded the Lt. Col. John A. Berheim Pistol Trophy, named for the retired South Dakota Air National Guardman.

Berheim spent a career as a trooper with the South Dakota Highway Patrol as well as rising through the ranks of the Air National Guard. Much of his time with the patrol was spent in the Plankinton area in southern South Dakota.

While with the highway patrol, he shot with the patrol's competitive pistol team. After retiring in







199, he shifted his competitive focus to shooting with the National Guard teams.

"To get on the Guard team, you had to shoot rifle pretty well, but I was always on the team for the pistol," Berheim said.

He was the only South Dakota Guardsman on the team that would travel internationally, taking Berheim to competitions in Denmark, Belgium, Germany and other allied countries.

To be successful as a pistol marksman takes two key traits, he said.

"You have to have good eyesight and you can't be shaky," Berheim, who holds a U.S. Air Force Pistol Distinguished Badge, explained. "I was lucky enough to have both those traits."

While on the team, Berheim was leading the South Dakota Division of Emergency Management, helping coordinate the state's response to various natural disasters and other emergencies.

While he hung up his competitive holster when he retired after 35 years with the Guards in 2002, his public service wasn't finished. He became the state's Director of Homeland Security, a position he held until retiring for a final time in 2008.

A press release explaining the competition held in Arkansas, noted the annual training competition has an emphasis on marksmanship at all levels of the armed forces. The AFSAM also helps build working relationships with our allied nations by encouraging international camaraderie with U.S. allies.

"It's not every day that we get to train with internationals at an actual International competition," said Lt. Matthew Clancey, a marksman from the Canadian Armed Forces shooting team. "It's a great opportunity for us to come to a different environment, see different match conditions, and the way that you handle and use the firearms." Clancey added, "It's a privilege – to train at this level with such great people."

The range of useful marksmanship knowledge found at this international competition is vast, and the sharing of it is a key aspect.

"It's here at the marksmanship training center where top-notch shooters from all 50 states, multiple military branches and other countries get a great chance to compete together," said Col. Dennis Humphrey, director of the National Guard Marksmanship Training Center. "We operate in a joint environment when we are down range. It's important that these branches and partner nations get together to build relationships, so you can trust the soldier or airmen to the left and right of you."

This competition provides the opportunity to train marksmen in stressful conditions as well as encourage international camaraderie amongst American forces and its allies. This opportunity builds confidence, weapons familiarization and skill for increased battlefield survivability and combat readiness, which is the ultimate goal.

The AFSAM matches included service members from the U.S. Army, U.S. Army Reserves, U.S. National Guard, and three foreign allies: Canada, Italy and the United Kingdom. The competitors engage targets with various military weapon systems and each four-person team is evaluated on field firing, advanced marksmanship and target engagement.

"Returning competitors can attest, all who attend are sure to come away with new contacts, new skills, and the pride of having represented their unit and nation," said Col. Dennis J. Humphrey, NGMTC Commander.

"As competitive as they are, the matches aren't solely about defining who is the best," said Lt. Col. Todd C. Stuff, NGMTC Administrative Officer. "Ultimately, the focus is on training."

The training received during this competition is valuable.

"When the best marksmen from around the globe come together," Stuff continued, "they bring with them valuable experience and insight which they enthusiastically share with their fellow warriors. The shooters then take what they learn back to their units and pass along their new skills."

*Portions of this story reprinted from a release by by Staff Sgt. Adrian Borunda, National Guard Marksmanship Training Center.*



Photo by Master Sgt. Jonathan Brizendine/National Guard Marksmanship Training Center

**Above:** Senior Master Sgt. Edward Altmeyer with the U.S. National Guard All Guard Team Alpha achieved 1st Place in Pistol, with a combined score of 767 13 x's, earning the Lt. Col John A. Berheim Pistol Trophy the during the 26th Armed Forces Skill at Arms Meeting, hosted by the National Guard Marksmanship Training Center at Robinson Maneuver Training Center, Ark. April 23-28, 2017. AFSAM encourages international camaraderie and the opportunity to train with others and learn new techniques and skills. **Top:** While on the competitive shooting team, Lt. Col. John Berheim assumed much of the responsibility of coordinating the team's shooting rosters and order of shooting. **Opposite Page:** Competitors take aim with their service pistols during competition in Arkansas.

## Regional Dateline

### July 19-22

Senior Games, Rapid City, SD  
Contact Kristi Lintz at  
605-394-4168

### July 21-22

Senior Games, Brookings, SD  
Contact Traci Saugstad at  
605-692-4492

### July 21-22

Storybook Land Festival  
Aberdeen, SD, 605-626-7015

### July 21-22

Rock-N-Rumble Motorcycle  
Rally, Yankton, SD  
605-665-3636

### July 21-23

Laura Ingalls Wilder Pageant  
"Little Town on the Prairie"  
8 p.m., Pageant Site  
De Smet, SD, 605-203-0216

### July 22

Holy Smoke Car Show  
O'Gorman High School  
Sioux Falls, SD  
www.holysmokecarshow.org

### July 22-23

Annual Gem and Mineral Show  
Rushmore Plaza Civic Center  
Rapid City, SD, 605-269-2015

### August 4-6

38th Annual Sioux River Folk  
Festival, Canton, SD  
605-261-7414

### August 4-13

Sioux Empire Fair  
Sioux Falls, SD, 605-367-7178

PHOTO COURTESY OF SOUTHEASTERN ELECTRIC COOPERATIVE



To have your event listed on this page, send complete information, including date, event, place and contact to your local electric cooperative. Include your name, address and daytime telephone number. Information must be submitted at least eight weeks prior to your event. Please call ahead to confirm date, time and location of event.

## Events of Special Note

### August 11-13

27th Annual Old Fashioned  
Threshing Show, Bahnson  
Farm, Humboldt, SD  
605-526-3459 or  
605-251-9974

### August 13

Czech Heritage Festival  
Bechyn, MN, 320-522-1218  
www.BechynCzechFest.org

### August 10

Meat Goats and Growing  
Tomatoes in a Greenhouse  
Custer, SD, 605-254-5640  
www.sdspecialtyproducers.org

### August 11-12

Senior Games, Huron, SD  
Contact LaRon Clock at  
605-353-8533

### August 12

Wing and Brew Festival  
Brookings, SD, 605-692-7539

### August 12-13

31st Annual Threshing Show  
Twin Brooks, SD  
605-432-9487

### August 14-20

Brown County Fair  
Aberdeen, SD, 605-626-7116

### August 17

Vineyard and SDSU Campus  
Gardens, Volga and  
Brookings, SD, 605-254-5640

### August 18-19

Southern Hills Music and Arts  
Festival, Custer, SD  
605-440-0640

### August 18-20

Black Hills Steam and Gas  
Threshing Bee, Sturgis, SD  
605-490-2024

### August 18-20

Riverboat Days, Yankton, SD  
605-665-1657

### August 18-27

Central States Fair  
Rapid City, SD, 605-355-3861  
www.centralstatesfair.com

### August 19-20

Annual Threshing Bee  
Rosholt, SD, 605-537-4426  
www.rosholtthreshingbee.com

### August 24-26

Senior Games, Watertown, SD  
Contact Jeremy Herrboldt at  
605-882-6260

### August 24-27

Prairie Village 55th Annual  
Steam Threshing Jamboree  
Madison, SD, 605-256-3644  
www.prairievillage.org

### August 24-27

Hugh Glass Rendezvous  
Lemmon, SD, 605-393-5832

### August 27

Gardens and Greenhouses and  
Chef Tour, Rapid City, SD  
605-254-5640  
www.sdspecialtyproducers.org

### September 7-10

State Senior Games  
Sioux Falls, SD, Contact  
Howard Bich at 605-275-6891  
or sdsrgames@gmail.com

### September 9

Milling Organic Grains and  
SDSU Experimental Station  
Alcester and Beresford, SD  
605-254-5640  
www.sdspecialtyproducers.org