

South Dakota Electric

Your Touchstone Energy® Partner 

Cooperative Connections

NOVEMBER 2016 VOL. 68 NO. 11



Co-ops Vote:

Ensuring Rural America is Heard

P8-9



Be the light.

The world we share provides abundant vitality — time with those we love and beautiful landscapes to explore. It's why we use our natural resources to create electricity in the cleanest, safest manner possible. To us, it's more than delivering light, it's being a light for our members and our communities by ensuring our environment remains vibrant for all future generations.



**BASIN ELECTRIC
POWER COOPERATIVE**

A Touchstone Energy® Cooperative



Your energy starts here.

basinelectric.com/bethelight

South Dakota Electric Cooperative Connections

ISSN No. 1067-4977

Produced by the following electric cooperatives in South Dakota and western Minnesota:

Black Hills Electric, Custer, S.D.
Bon Homme Yankton Electric, Tabor, S.D.
Butte Electric, Newell, S.D.
Cam Wal Electric, Selby, S.D.
Central Electric, Mitchell, S.D.
Charles Mix Electric, Lake Andes, S.D.
Cherry-Todd Electric, Mission, S.D.
Clay-Union Electric, Vermillion, S.D.
Codington-Clark Electric, Watertown, S.D.
Dakota Energy, Huron, S.D.
Douglas Electric, Armour, S.D.
East River Electric, Madison, S.D.
FEM Electric, Ipswich, S.D.
Grand Electric, Bison, S.D.
H-D Electric, Clear Lake, S.D.
Kingsbury Electric, De Smet, S.D.
Lacreek Electric, Martin, S.D.
Lake Region Electric, Webster, S.D.
Lyon-Lincoln Electric, Tyler, Minn.
Moreau-Grand Electric, Timber Lake, S.D.
Northern Electric, Bath, S.D.
Oahe Electric, Blunt, S.D.
Renville-Sibley Co-op Power, Danube, Minn.
Rosebud Electric, Gregory, S.D.
Rushmore Electric, Rapid City, S.D.
Sioux Valley Energy, Colman, S.D.
Southeastern Electric, Marion, S.D.
Traverse Electric, Wheaton, Minn.
Union County Electric, Elk Point, S.D.
West Central Electric, Murdo, S.D.
West River Electric, Wall, S.D.
Whetstone Valley Electric, Milbank, S.D.
City of Elk Point, S.D.

South Dakota Electric Cooperative Connections is published monthly for \$6 annually for member cooperatives, \$12 annually for non-members by South Dakota Rural Electric Association, 222 W. Pleasant Drive, Pierre, S.D. 57501. Correspondence to: Editor, *South Dakota Electric Cooperative Connections*, PO Box 1138, Pierre, SD 57501; telephone (605) 224-8823; fax (605) 224-4430; e-mail editor@sdrea.coop

Brenda Kleinjan, Editor
Dawn Trapp, Communications Specialist

Editorial

In Support of Amendment R



Ed Anderson
General Manager, South Dakota
Rural Electric Association

Absentee voting has already begun, but all across our country, calendars that are held to refrigerators with magnets, stuck to the wall with a pin or a tap of an icon away on our smart phones are serving as a daily reminder that Election Day is near. And even if you never look at the calendar, the incessant barrage of political ads pretty much guarantees you won't forget.

As much as July 4 serves as a day to remember the sacrifice and courage that lead to the birth of our nation, Nov. 8 should serve as a constant reminder that the work is never done. It is indeed your right to forego the trip to the polls on Nov. 8. Too many will make that choice. Our system of government is messy at times and frustrating and confusing and a great source of material for late night talk show hosts. But at its foundation, it is also the rock upon which our nation was built. We're all frustrated. We have different expectations but we all want change and share a mutual frustration with a Congress that can't seem to get anything done. But we have a job to do. We need to elect a new president, a South Dakota member at large in Congress, a U.S. senator, a PUC commissioner, a whole new batch of state legislators and decide the fate of five constitutional amendments, three initiated measures and two referred laws. And there are local races and issues too.

Take a look at the many ballot measures you'll see when you step into the voting booth. Information on these issues can be found on the South Dakota Secretary of State's web site. If you want to make informed decisions it will take a little work. That too is part of a representative form of government. Do the work, go to the polls and cast your votes.

Constitutional Amendment R is particularly important to rural electric cooperatives in South Dakota. Our members look to the technical institutes as a consistent and valuable source of highly skilled workers entering the workforce in South Dakota. Most of the linemen employed at our member systems today are graduates of Mitchell Technical Institute. Currently all technical institutes are governed by the local school boards where their campus is located. As the need for qualified graduates from the tech schools has grown, it has become increasingly apparent that those institutions should be governed separately. Their missions do not always reconcile with the K-12 mission and they need and deserve separate and dedicated guidance and representation. I encourage you to support Amendment R.

Tricks, Treats and Safety Make Halloween a Scream!

It's the time of year to stock up on sweet treats and fill the yard and home with decorations as ghosts, goblins and caped crusaders plan their invasion of your neighborhood. Safe Electricity urges everyone to make sure your costumed visitors are kept safe by following some basic electrical safety guidelines.

Safe Electricity suggests the following to avoid potential safety hazards:

- Use only lights that have been safety tested and approved by Underwriters Laboratory (UL). Look for the UL label on the box and on each string.
- Make sure extension cords are in good condition. Use only UL-approved cords rated to carry the electrical load you will connect to them.
- Before plugging in the lights, check each string for broken sockets, frayed cords, or faulty plugs. Replace damaged strings.
- Keep electric cords out of high-traffic areas.
- Don't staple or nail through light strings or electrical cords.
- Fasten outdoor lights securely to trees, house walls, or other firm supports to protect the lights from wind damage. Use only insulated staples to hold light strings in place, not nails or tacks.
- Do not attach cords or lights to metal objects.
- Outdoors, use only lights and cords rated for outdoor use.
- Cords should be plugged into outlets equipped with ground fault circuit interrupters (GFCIs). Use a portable GFCI if your outdoor outlets don't have them. GFCIs protect you from electric shocks.
- Always unplug lights before going to bed or leaving your home.
- Do not run electrical cords across sidewalks or other walkway areas that could trip or endanger trick-or-treaters. Indoors, avoid stretching cords across a room where people or pets can trip over them or become entangled.

Whether decorating or using extension cords in general, read the label on both the cord and the appliances that are plugged into it to make sure the cord can handle the load. If it can't, use a higher-rated cord or unplug some appliances. Remember that extension cords are meant for temporary, not permanent, use.

A safe celebration is the best celebration and following basic electrical safety guidelines will help you avoid real scares and keep your memories "boo-tiful" and fun.

Source: safeelectricity.org

Kids' Corner Safety Poster

"Call before you dig."



Amy Cichosz, 9 years old

Amy is the daughter of Eric and Jill Cichosz, Spearfish, S.D.
They are members of Butte Electric Cooperative, Newell, S.D.

Kids, send your drawing with an electrical safety tip to your local electric cooperative (address found on Page 3). If your poster is published, you'll receive a prize. All entries must include your name, age, mailing address and the names of your parents. Colored drawings are encouraged.

7,200 volts is nothing to tangle with.

Equipment is the primary source of horsepower on the farm. It's also tied to the greatest number of severe farm injuries. If equipment comes in contact with power lines, stay in the cab and call for help. Warn others to stay away. Put safety first and everything else second.



Crockpot Creations



Crockpot Corn

2 (16 oz.) bags frozen corn
8 oz. cream cheese, softened
1/4 cup melted butter
2 T. sugar
1 tsp. salt
1 tsp. pepper

Combine all ingredients in crockpot. Cook on HIGH setting for 2 hours or LOW for 4 hours.

Beverley Allbee, Woonsocket

Calico Beans

1-1/2 lbs. ground beef
1 lb. bacon, diced
1/2 cup chopped onion
1 can kidney beans
1 can pork and beans
1 can butter or lima beans
1/2 cup ketchup
3/4 cup brown sugar
2 T. mustard
1 T. vinegar

Brown ground beef, bacon and onion; drain. Combine all ingredients in crockpot. Cook on LOW for 6 to 8 hours.

Denene Miles, Doland

Crockpot Creamy Italian Chicken

1-1/2 lbs. chicken
1 pkg. Good Seasons Italian Dressing
1/4 to 1/2 cup water
8 oz. cream cheese
1 can cream of chicken soup
6 to 8 oz. sliced mushrooms
Butter

Place chicken in crockpot. Mix Italian dressing and water together; pour over the chicken. Cook on HIGH for 4 hours or LOW for 8 hours. After the chicken is cooked, remove from pot and set aside. Mix cream cheese and chicken soup into the liquid that remains in the crockpot. Stir until melted and heated through. Shred chicken and add to cream sauce. Saute mushrooms in butter. Add to chicken mixture. Serve over rice or noodles.

Tracy Romey, Oelrichs

Crockpot Hash Brown Casserole

2 rings smoked sausage, cut into pieces
1 onion, chopped
1 bag frozen hash browns
2 cups shredded Cheddar cheese
2 cups cream of chicken soup

Place sausage in bottom of crockpot. Sprinkle with onions. Add hash browns. Spread soup over all. Sprinkle cheese on top. Cook on HIGH 2 hours.

Lynn Holzerland, Waubay

Butternut Squash and Apples

2 small butternut squash, peeled and cut into 1-1/2-inch chunks (about 8 cups)
2 apples, such as Braeburn or Gala, peeled, cored and cut into 1-inch chunks (about 4 cups)
1 large red onion, cut into 1-inch chunks
1/2 cup chicken broth
1/4 cup apple cider
1/4 cup firmly packed brown sugar
1/4 cup (1/2 stick) butter, melted
1 T. pumpkin pie spice
1 tsp. salt
1 tsp. thyme leaves
1/2 cup toasted flaked coconut

Place squash, apples and onion in slow cooker. Mix remaining ingredients except coconut in small bowl until well blended. Pour over squash mixture. Cover. Cook 3 to 4 hours on HIGH, stirring after 2 hours. Stir before serving. Sprinkle with toasted coconut. Makes 15 (2/3-cup) servings.

Nutritional Information Per Serving: Calories 116, Total Fat 4g, Cholesterol 8mg, Sodium 222mg, Carbohydrates 19g, Dietary Fiber 2g, Protein 1g

Pictured, Cooperative Connections

Crockpot Steak and Rice

1-1/2 lbs. round steak, cut into bite-size pieces
Onion
1 can golden mushroom soup
1 can cream of chicken soup
1 can water
1 cup rice
2 T. soy sauce

Brown steak with a little onion. Mix soup and water in crockpot. Stir in rice and soy sauce; mix well. Stir in browned steak. Cook on LOW 8 to 10 hours. May be cooked in oven for 1-1/2 hours.

Shirley Miller, Winfred

Western Crockpot Omelet

1 (30 oz.) pkg. frozen hash browns, thawed
1 lb. ham, cubed
1-1/2 cups shredded Cheddar cheese
1 onion, chopped
1 green pepper, chopped
12 eggs
1 cup 2% milk
1 tsp. salt
1 tsp. pepper

Grease a 5-quart crockpot. Layer half of hash browns, ham, cheese, onion and green pepper. Repeat layers. Whisk together eggs, milk, salt and pepper. Pour over potato mixture. Cook on LOW, covered, for 6 to 7 hours until set. Turn off crockpot. Let stand uncovered 15 to 20 minutes.

Mary Jessen, Holabird

Please send your favorite holiday treat, soup and brunch recipes to your local electric cooperative (address found on Page 3). Each recipe printed will be entered into a drawing for a prize in December 2016. All entries must include your name, mailing address, telephone number and cooperative name.

Seal Tight, Ventilate Right



Patrick Keegan
Collaborative Efficiency

Dear Pat: Now that winter is here, I'd like to make my home more comfortable by keeping cold air out. I'm planning to have a contractor inspect and seal air leaks. However, a neighbor mentioned that I could seal up my home too much and cause ventilation problems. Is this true? – Tricia

Dear Tricia: You're certainly on the right track. Sealing air leaks is usually one of the best energy efficiency investments a homeowner can make. A typical home leaks, on average, about half of its air every hour, which is like having your kitchen window open all day, every day. Sealing air leaks can also eliminate drafts that keep your home from being cozy.

However, it is possible to seal up some homes so "tight" that they have little ventilation, which can contribute to indoor air quality problems or a build-up of moisture. The challenge is to achieve the best home performance and energy savings while maintaining air quality. The first step to take is to eliminate or reduce indoor air pollutants, such as smoke or chemicals. Experts then recommend sealing air leaks as much as possible and installing mechanical ventilation, as needed. Simple mechanical ventilation can be controlled and consistent, as opposed to "natural" ventilation from air leaks, which can result in a home being too drafty in more extreme weather and not ventilated enough in milder weather.

The best way to inspect your home for air leaks is to hire a contractor or energy auditor who will conduct a blower door test, which uses a powerful fan to measure the air infiltration rate. During the test, the contractor will be able to locate and seal air leaks. After sealing, the contractor can measure the resulting air infiltration rate and talk with you about any ventilation needs. There is no simple way to determine how much mechanical ventilation your home will need – it depends on a combination of factors, including the rate of air flow into your home, what kind of climate you live in, the layout and occupancy of your home and whether there are other indoor air quality concerns, such as radon or combustion appliances like gas furnaces.

Mechanical ventilation systems allow for con-

trolled air movement and a rate of ventilation in your home on which you can depend, helping ensure good indoor air quality and appropriate levels of moisture. Generally, newer homes that have been sealed well and manufactured homes have the greatest need for mechanical ventilation.

There are two primary categories of mechanical ventilation. Many people are familiar with spot ventilation systems – these are the fans that you find above your oven range, in your laundry room, in your bathroom and perhaps above a garage workshop. They focus on removing moist air and indoor air pollutants at the source. Generally, these fans only work when you turn them on, but you can install condensation sensors or humidistats so the fans will turn on whenever they sense a higher moisture content in the air. Keep in mind running these fans constantly can take too much heated or cooled air out of your home, increasing your energy bills.

Whole-house ventilation circulates air throughout the home and introduces the right amount of outside air.

Whole-house ventilation circulates air throughout the home and introduces the right amount of outside air. There are four categories of whole-house ventilation systems; determining which method is best for you will depend on your home's needs, your budget and your climate:

Exhaust ventilation systems: Fans pull air out of your home, which increases infiltration from the outside, either through air leaks or vents.

Supply ventilation systems: Fans bring outside air into your home.

Balanced ventilation systems: Both supply and exhaust fans circulate air in and out of the home.

Energy recovery ventilation systems: Fans, combined with heat exchangers, modulate the temperature and humidity of incoming air into your home.

Talk with your energy auditor or home performance contractor about whether you need additional mechanical ventilation, and if so, which system would work best for your living space.

This column was co-written by Pat Keegan and Amy Wheelless of Collaborative Efficiency. For more information on how to test and seal your ductwork, please visit: www.collaborativeefficiency.com/energytips.

Petitioners State Their Case at Clean Power Plan Hearing

A decision by the D.C. Circuit Court of Appeals Expected in early 2017

Basin Electric Power Cooperative was represented at the oral argument of the Environmental Protection Agency's (EPA) Clean Power Plan Sept. 27 in Washington, D.C.

Anine Lambert, Basin Electric attorney, was present at the seven-hour hearing to observe the arguments regarding "State of West Virginia et. al v. EPA," which was heard by the United States Court of Appeals for the District of Columbia Circuit. As one of the petitioners challenging the Clean Power Plan, Basin Electric was afforded a few seats at the oral argument.

According to Lambert, arguments of whether the EPA acted within the authority granted to them by Congress and whether the EPA properly interpreted the Clean Air Act ruled the morning arguments. The afternoon started off with constitutional arguments, specifically whether the EPA violated the separation of powers doctrine or infringed on the states' authority to regulate intrastate generation and transmission of electricity.

The National Rural Electric Cooperative Association's counsel was charged with the notice issues for the petitioners, Lambert said, arguing that the EPA violated the Clean Air Act and Administrative Procedures Act in promulgating a final rule that was not a logical outgrowth of the proposed rule. The day ended with arguments as to whether the rule is achievable as required by the Clean Air Act.

"It's hard to tell which issues, if any, will make or break the case," Lambert said.

A decision by the D.C. Circuit Court of Appeals is expected in early 2017. Regardless of the Circuit Court's decision, the case is expected to be appealed to the Supreme Court of the United States for a final ruling.

Resource Conservation Speech Scholarship Prizes Available

Contestants in the 2017 state finals of the Resource Conservation Speech contest will be eligible to win a total of \$2,300 in college scholarships.

All South Dakota students in grades 9-12 are eligible to compete for \$2,300 in higher education scholarships which are provided by the East River and Rushmore electric power cooperatives and the South Dakota Rural Electric Association. Scholarships are awarded to the top three finalists: first place is \$1,100; second place is \$750; and third place is \$450.

The theme for the 2017 contest is "Soil Health: What Will You Leave?"

Contests are coordinated by local conservation districts. Local winners advance to area contests held in seven locations. The top area speakers compete at the state finals in Pierre on Saturday, April 22.

The contest is sponsored by the South

Dakota Department of Agriculture (SDDA), in cooperation with Touchstone Energy® Cooperatives of South Dakota, the U.S. Fish and Wildlife Service and the South Dakota Association of Conservation Districts.

For more information on the Resource Conservation Speech Contest, contact your local conservation district or call Tiffany Shannon, SDDA natural resource specialist, at 605-773-3623. An entry form and complete list of rules can be found online at: <http://sdda.sd.gov/conservation-forestry/educational-programs/resource-conservation-speech-contest/>.

The theme for the 2017 contest is "Soil Health: What Will You Leave?"

Grants Available to 4-H Clubs and FFA or FCCLA Chapters

Grant funding is now available through the Building Our South Dakota Rural Communities (BOSDRC) grant program of the South Dakota Department of Agriculture.

These grants were developed to demonstrate the importance of rural communities and the value of organizations that work together to improve rural life and are open to 4-H clubs, FFA chapters and Family Career and Community Leaders (FCCLA) of America chapters.

"Any time we as a state can encourage our youth to get involved in their communities is a great thing," says South Dakota Secretary of Agriculture Mike Jaspers. "Not only does learning take place in the classroom, but also whenever our youth learn to take pride in their communities. When they see their efforts help those around them, it makes grant program such as this so worthwhile."

Any 4-H club, FFA or FCCLA chapter in South Dakota can apply for the BOSDRC grant. Two types of grants are available. The basic grant is used for community improvement projects and is limited to \$750 per project. The safety grant is used for projects that enhance public safety and is limited to \$200 per project. Applications must be submitted or postmarked no later than Oct. 31, 2016. Grant awardees will be announced at the end of November.

All applications must be submitted on the official forms for Fiscal Year 2017. Grant application forms and more information on the program, including reporting requirements, are available at <http://sdda.sd.gov> under the Agricultural Development tab and click on Finance Programs.

Please call 605-773-5436 for questions on this grant program.

Tackling the Decline in Rural Voting Through Co-ops **Vote**

By
Dan Riedinger

WITH ELECTION DAY QUICKLY APPROACHING, America's electric cooperatives continue to build momentum behind an innovative program to boost the political clout of rural America. Called Co-ops Vote, the non-partisan campaign has one simple goal: increase voter turnout at the polls this November.

In the 2012 elections, rural voter turnout dropped by 18 percent, twice the decline seen across the nation as a whole.

Electric co-ops are deeply rooted in their communities, and that decline raised an alarm. Concerned that the downward voting trend would continue, and could diminish the voice of rural America in future elections, co-ops sprung to action.

Participation in Co-ops Vote is strong. More

than 560 electric co-ops representing all the states in which co-ops operate are taking part in the effort. As of mid-August, 50 co-ops had achieved "5-star status," indicating they had undertaken at least five distinct program activities, such as hosting an employee engagement event or voter registration drive, building awareness of Co-ops Vote through newsletter articles, or promoting the campaign on social media.

Employees at West River Electric Association in Wall, S.D., have worked to ensure that members who stop by the office are registered to vote.

More than half a million people have seen news about Co-ops Vote through social media, and several thousand have taken the pledge to get out and



vote in this election.

"America's electric cooperatives are leaders in the communities they serve throughout the country," NRECA CEO Jim Matheson said. "Co-ops Vote focuses elected leaders on the people who are most invested in the success of their own communities. With 42 million members in 47 states, electric co-ops are a powerful voice on national issues that have a local impact."

Anyone can take the pledge online by visiting www.vote.coop. The website provides a variety of voter resources and information on key issues, such as the importance of rural economic development and the continuing need for safe, reliable and affordable electricity.

Support for the effort extends well beyond the co-op community. When the Kentucky Association of Electric Cooperatives launched its Co-ops Vote program, Kentucky Secretary of State Alison Lundergan Grimes gave it her endorsement. "As a commonwealth, we have work to do to increase voter turnout in all of our elections, especially in rural Kentucky where turnout is below the state average in almost every cycle," she said. "I appreciate our electric cooperatives working hard to urge citizens in rural areas to vote in this important election year. I am excited to be a partner in their efforts as we continue to work to get more Kentuckians to the polls."

Show your support for rural communities by joining co-op members across the country in casting your ballot on Nov. 8.

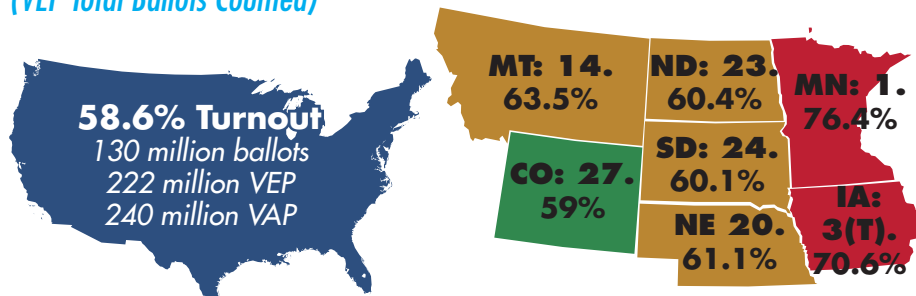
Dan Riedinger writes on consumer and cooperative affairs for the National Rural Electric Cooperative Association, the Arlington, Va.-based service arm of the nation's 900-plus consumer-owned, not-for-profit electric cooperatives.



The maps below examine voter turnout in general elections since 2000 for South Dakota and surrounding states. The turnout is for Voting Eligible Population (VEP) total ballots counted, unless otherwise noted. VAP stands for Voting Age Population. The state's overall ranking in terms of voter turnout is indicated on the top line.

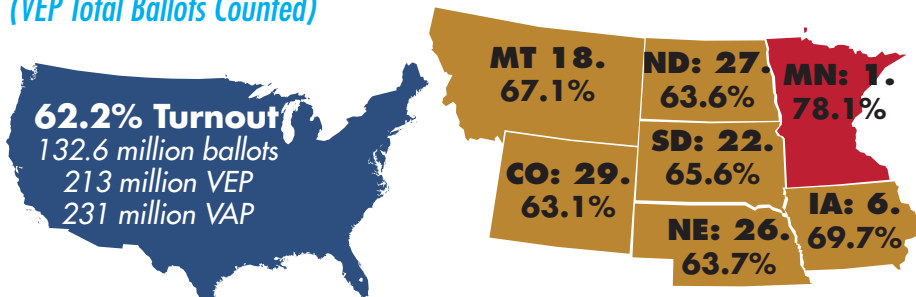
Source: <http://www.electproject.org>

2012 General Election Turnout (VEP Total Ballots Counted)



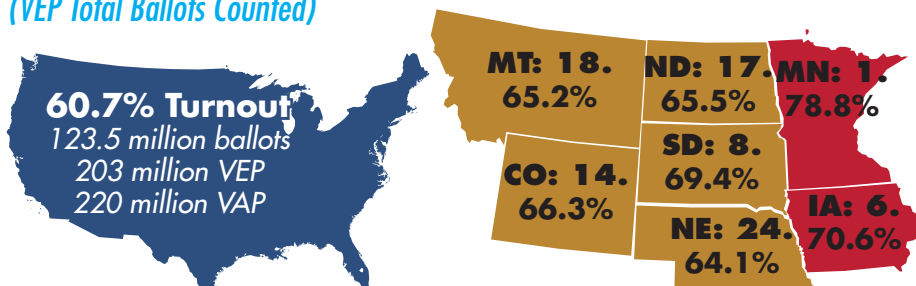
https://docs.google.com/spreadsheets/d/1EYiW8l4y-5xPbkTFjdjdpnxOCgVvB8rM_oqitJhrQKY/pubhtml

2008 General Election Turnout (VEP Total Ballots Counted)



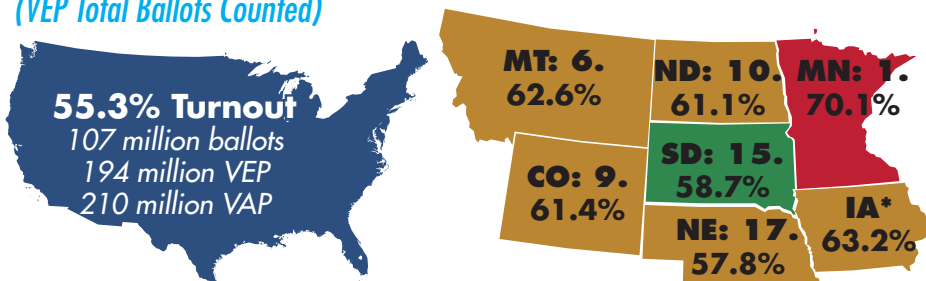
https://docs.google.com/spreadsheets/d/1deCSqgLqzFgpUa_S8Gk-8mKrPq47pkx1eqKwZGtSqA/edit#gid=1424011440

2004 General Election Turnout (VEP Total Ballots Counted)



<http://www.electproject.org/2004g>

2000 General Election Turnout (VEP Total Ballots Counted)



<http://www.electproject.org/2000g>

*Iowa's figure is for VEP for Highest Office, not VEP Total Ballots Counted

NRECA'S Matheson: Co-ops Must Be Leaders

ELECTRIC COOPERATIVES SHOULD BECOME “THE leading voice in the electric industry and the leading voice of rural America,” National Rural Electric Cooperative Association CEO Jim Matheson declared in his first address to association members.

“The electric co-op movement is strong and it’s something we should not take for granted,” Matheson told co-op leaders attending NRECA’s Regions 5 and 6 regional meetings in Minneapolis, Minn.

“I see great days ahead for the electric co-op community,” Matheson said. But he also made clear that “we face some challenges in this industry.”

“A lot of changes are going on. Technology is changing. Our economy is changing. Political and regulatory rules create new challenges for us,” said Matheson, a former Utah congressman who in July became NRECA’s sixth CEO.

“You have competitors out there. Thirty years ago you didn’t have people knocking on the doors of your member-consumers saying, ‘Can I install something on the roof that’s going to take load away from the co-op?’”

To meet these challenges, Matheson said it’s im-

portant to fall back on co-ops’ legendary strengths.

“We maintain that strict adherence to the co-op principles. We maintain our values. But we also need to make sure we’re all in this together. We need to maintain a level of cohesion with each other, in unity, across the co-op family,” Matheson said, noting that includes leaders of distribution co-ops, G&Ts and statewides, along with NRECA.

“We’ve got to embrace the fact that the more we communicate, the more we coordinate and the more we collaborate, the more capable we are going to be in making the right decisions and doing what’s right for our members.”

To that end, Matheson urged co-op leaders to listen to members’ views and concerns and also embrace new technology. As an example, he cited electric co-ops bringing high-speed internet to members clamoring for it.

“Consumer-members need something different today than they did 30 years ago,” Matheson said. “We’ve got to make sure we have the right information and the right advice for them.”

By
Michael W. Kahn
ECT Staff Writer





Directors Earn Recognition for Training Achievements


Several directors were recognized at the REGION VI meeting for attaining various NRECA director training levels.

Credentialed Cooperative Director Recipients

Alan Hinderman, Renville-Sibley Cooperative Power Association, *Danube, Minn.*
Alan Bishop, Black Hills Electric Cooperative, *Custer, S.D.*
Rod Moon, Cam Wal Electric Cooperative, *Selby, S.D.*
George Shea, Douglas Electric Cooperative, *Armour, S.D.*
Eric Arneson, Grand Electric Cooperative, *Bison, S.D.*
Laurie Seefeldt, H-D Electric Cooperative, *Clear Lake, S.D.*
Kerry McLellan, Moreau-Grand Electric Cooperative, *Timber Lake, S.D.*
Blaine Livermont, Oahe Electric Cooperative, *Blunt, S.D.*
Gary Fish and Gregg Johnson, Sioux Valley Energy, *Colman, S.D.*
Paul Nelson, Whetstone Valley Electric Cooperative, *Milbank, S.D.*

Board Leadership Certificate Recipients

Sander Ludeman and Donna Stone, Lyon-Lincoln Electric Cooperative, *Tyler, Minn.*
Dave Gross, Dakota Energy Cooperative, *Huron, S.D.*
Kenneth Gillaspie, Oahe Electric Cooperative, *Blunt, S.D.*
James Eastlund, Rosebud Electric Cooperative, *Gregory, S.D.*
Leslie Mehlhaff and Pat Scheier, Southeastern Electric Cooperative, *Marion, S.D.*



Above left: H-D Electric director Kevin DeBoer casts his vote in an election. **Above:** Codington-Clark Electric director Verdon Lamb listens to presentations. **Left:** Directors review resolutions before voting. **Top:** Directors Amy Kuecker, second from right, and David Lindblom, right, consider resolutions as part of their duties on the Resolutions Committee. **Opposite page:** Voting Delegates to the Region VI meeting cast their votes on various resolutions. **Below:** Jim Matheson, center, offers a director congratulations.



Along the Trail

South Dakota Leaders Line the Path

By
Brenda Kleinjan

IN A SEASON OF POLITICS IN A CITY BUILT AROUND politics, the South Dakota Trail of Governors emerges to bring the state's top leaders to life in bronze.

Since the placement of the first statues in 2012, the trail has brought to life the vision of two Pierre, S.D., businessmen – LeRoy Foster and Rick Jensen – who dreamed of creating a lasting legacy of South Dakota's governors. Combining a love of history with an appreciation of arts, the duo envisioned a concept to bring the state's past top leaders to life-size scale.

When completed, the trail of bronze statues will honor each of the state's governors for the enjoy-

ment and enlightenment of those living in and visiting South Dakota and its Capital city. The project is believed to be unique in its tribute to a state's governors. Rapid City has statues of U.S. Presidents throughout the downtown area of the city that is the gateway to Mount Rushmore.

The Trail of Governors Foundation to bring the vision for the statues to reality. Former governors' families who had been identified were notified so that work could begin on statues for those individuals. The foundation is still missing a few families and help is requested from anyone with clues on the governors, particularly former governors Charles H. Sheldon of Pierpont, Frank Byrne of Faulkton and



Biographies of Governors with Statues

William Bulow of Beresford.

As the project progresses, governors' families from across the United States share their personal stories of these South Dakota leaders. Foundation members and artists continue piecing together each governor's historical puzzle with details such as physical features, greatest accomplishments and favorite pastimes.

Among the South Dakota artists creating the sculptures are Lee Leuning, John Lopez, James Michael Maher and Sherri Treeby. The foundation's goal is to unveil three bronze statues each year beginning in 2012 and to complete 30 statues within 10 years. Plans are to continue commissioning statues as each future governor leaves office so the trail will wind its way through South Dakota's future. The governors guide visitors through Pierre's business district and around the state Capitol Complex.

Private donations fund each statue with a donor or donor group contributing \$72,000 for one governor.

Some of the depictions of the governors draw upon iconic connections the governor may have had with his place in the state's history and culture.

From his vantage point across the street of the state capitol, the state's 29th governor, Walter Dale Miller, holds a branding iron, signalling his western South Dakota ranching roots.

The state's first governor, Arthur Mellette stands on the lawn of the Hughes County Courthouse, gazing down historic Pierre Street to the banks of the Missouri River.

Gov. Bill Janklow who served a total of four terms as the state's 27th and 30th governor, brandishes a bull horn as he stares down the State's Department of Transportation.

The state's 18th governor, George T. Mikkelsen, attired in a crisp suit of the 1940s, is caught mid-stride walking from the west side of the Capitol while his son George S. (governor No. 28) is on the opposite end of the capitol grounds with his hand outstretched in greeting.

On the lawn of the Governor's Mansion, governor No. 31 and now U.S. Senator M. Michael Rounds is depicted waiting the state's pheasant hunt with his dog at his side and a shotgun in his hands.

For more information on the Trail of Governors Foundation, please contact: Trail of Governor's Foundation, 1714 N. Lincoln, Pierre, SD 57501 or call 605-454-0689. You Can also find information online at www.trailofgovernors.com.

Opposite Page: Among the 19 South Dakota Governors memorialized with a statue along the Trail of Governors is Gov. George T. Mikkelsen, who, on Feb. 26, 1947, signed the South Dakota Electric Cooperative Act.

Gov. Arthur Calvin Mellette

1st Governor of South Dakota
Years in Office: 1889-1893
Birth: June 23, 1842, Henry County, Ind.
Death: May 25, 1896, Pittsburg, Kan.

Gov. Charles Nelson Herreid

4th Governor of South Dakota
Years in Office: 1901-1905
Birth: Oct. 20, 1857, Madison, Wis.
Death: July 6, 1928, Aberdeen, S.D.

Gov. Robert Scadden Vessey

7th Governor of South Dakota
Years in Office: 1909-1913
Birth: May 16, 1858,
Winnebago County, Wis.
Death: Oct. 18, 1929, Pasadena, Calif.

Gov. Peter Norbeck

9th Governor of South Dakota
Years in Office: 1917-1921
Birth: Aug. 27, 1870, Clay County, S.D.
Death: Dec. 20, 1936, Redfield, S.D.

Gov. Warren Everett Green

13th Governor of South Dakota
Years in Office: 1931-1933
Birth: March 10, 1869,
Jackson County, Wis.
Death: April 27, 1945, Watertown, S.D.

Gov. Tom Berry

14th Governor of South Dakota
Years in Office: 1933-1937
Birth: April 23, 1879, Paddock, Neb.
Death: Oct. 30, 1951, Rapid City, S.D.

Gov. Leslie Jensen

15th Governor of South Dakota
Years in Office: 1937-1939
Birth: Sept. 15, 1892, Hot Springs, S.D.
Death: Dec. 14, 1964, Rapid City, S.D.

Gov. Harlan John Bushfield

16th Governor of South Dakota
Years in Office: 1939-1943
Birth: Aug. 6, 1882, Atlantic, Iowa
Death: Sept. 27, 1948, Miller, S.D.

Gov. George Theodore Mickelson

18th Governor of South Dakota
Years in Office: 1947-1951
Birth: July 23, 1903, Selby, S.D.
Death: Feb. 28, 1965, Sioux Falls, S.D.

Gov. Sigurd Anderson

19th Governor of South Dakota
Years in Office: 1951-1955
Birth: Jan. 22, 1904, Arendel, Norway
Death: Dec. 21, 1990, Webster, S.D.

Gov. Joe Foss

20th Governor of South Dakota
Years in Office: 1955-1959
Birth: April 17, 1915, Sioux Falls, S.D.
Death: Jan. 1, 2003, Scottsdale, Ariz.

Gov. Nils Andreas Boe

23rd Governor of South Dakota
Years in Office: 1965-1969
Birth: Sept. 10, 1913, Baltic, S.D.
Death: July 30, 1992, Sioux Falls, S.D.

Gov. Frank Leroy Farrar

24th Governor of South Dakota
Years in Office: 1969-1971
Birth: April 2, 1929, Britton, S.D.

Gov. Richard Francis Kneip

25th Governor of South Dakota
Years in Office: 1971-1978
Birth: Jan. 7, 1933, Tyler, Minn.
Death: March 9, 1987, Sioux Falls, S.D.

Gov. Harvey Lowell Wollman

26th Governor of South Dakota
Years in Office: 1978-1979
Birth: May 14, 1935, Frankfort, S.D.

Gov. William John "Bill" Janklow

27th and 30th Governor of South Dakota
Years in Office: 1979-1987 and 1995-2003
Birth: Sept. 13, 1939, Chicago, Illinois
Death: Jan. 12, 2012, Sioux Falls, S.D.

Gov. George Speaker Mickelson

28th Governor of South Dakota
Years in Office: 1987-1993
Birth: Jan. 31, 1941-Mobridge, S.D.
Death: April 19, 1993-near Dubuque, Iowa

Gov. Walter Dale Miller

29th Governor of South Dakota
Years in Office: 1993-1995
Birth: Oct. 5, 1925, Viewfield, S.D.
Death: Sept. 28, 2015, Dallas, Texas

Gov. Marion Michael "Mike" Rounds

31st Governor of South Dakota
Years in Office: 2003-2011
Birth: Oct. 24, 1954, Huron, S.D.

Co-ops See Veterans as Key Players in Next Generation Workforce

AMERICA'S ELECTRIC COOPERATIVES HAVE LONG ENJOYED a strong relationship with the nation's armed forces.

Most military bases are located in rural areas, and the power systems at some bases are operated by electric cooperatives. A disproportionately large percentage of our nation's troops – some estimates suggest as high as 40 percent – come from rural America. Even the organization responsible for representing electric cooperatives in Washington, D.C., the National Rural Electric Cooperative Association (NRECA), was once led by a retired Army general.

Last year, America's electric cooperatives began a new chapter in their long history of support for the military with the launch of Serve Our Co-ops;

Serve Our Country, a nationwide initiative to honor and hire military veterans and their spouses.

The program was developed to help electric cooperatives address a generational turnover in its workforce. Over the next five years, NRECA estimates electric co-ops will need to hire approximately 15,000 new employees to replace retiring baby boomers.

Those new workers will fill roles in every department, from line workers climbing poles to member service representatives answering questions to engineering and IT experts designing and managing a smarter electric grid.

In addition to the technical skills these jobs require, electric cooperative employees must be hard-

By Justin LaBerge



working, disciplined, loyal, safety-conscious and team-oriented – qualities that are common among military veterans.

This summer, Serve our Co-ops; Serve Our Country celebrated a major milestone when former Air Force Captain Jeremiah Sloan became the first veteran officially hired through the program.

The story of how Sloan landed his new job as an electrical engineer at Craighead Electric Cooperative in Jonesboro, Ark., reads like the plot of a Hollywood movie.

For several months, Craighead Electric CEO Brian Duncan had been working to fill the position. Duncan advertised the opening in local papers and national job sites and attracted a number of highly qualified candidates.

Sloan's application was among those strong candidates, but he wouldn't be available to start for six months when his Air Force service ended.

Duncan, hoping to fill the position sooner than that, made offers to two other well-qualified applicants, but was unable to come to terms with either.

Shortly after the second candidate fell through, Duncan attended a national conference for electric cooperative CEOs. One of the sessions featured two fellow co-op CEOs, one of whom was a 25-year Air Force veteran, discussing the newly launched veteran hiring initiative.

"The whole time they're talking I'm thinking about Jeremiah; we probably need to look at this guy. For these guys coming out of the military, what better way to say 'thank you' than to give them a job," Duncan said.

They scheduled an interview and it didn't take long for Duncan to realize the co-op had found its next engineer in Sloan.

"He was extremely professional. It was straight down the line. 'Yes, sir.' 'No, sir.' Very detailed in his answers to all of the questions. Very thought-

ful in his answers. It was the perfect interview, you might say."

Sloan brings more than a strong résumé and professional demeanor to his new position at Craighead Electric. He also brings a love for the community and a desire to return to his roots.

"I grew up in northeast Arkansas," Sloan said. "My family is a long line of farmers, and they're actually on Craighead Electric's lines. The whole reason my wife and I decided to separate from the Air Force was to return home and be close to family."

Though Sloan is the first veteran hired through the initiative, he won't be the last. Several other

veterans have been hired through the program. In addition to nationwide outreach through NRECA, approximately 50 electric cooperatives across the country have already taken the pledge to join the effort on the local level.

The support of veterans and reservists extends far beyond the scope of the formal Serve Our Co-ops; Serve Our Country program into the routine operation of many electric cooperatives.

Two managers at AECl, a wholesale supplier of electric equipment owned by the electric cooperatives of Arkansas, were recently honored by the United States Marine Corps for their support of a Marine Reservist working at the cooperative's warehouse in Stillwater, Okla. In August, Russ Dille and Eric Creekmore were presented the Patriot Award for giving AECl Truck Driver Michael Henderson the workplace flexibility he needs to serve in the Marine Corps Reserves.

Serve Our Co-ops; Serve Our Country is another way America's electric cooperatives can show concern for community while building a next generation workforce that will deliver the exceptional service co-op members expect and deserve.

To learn more about the program and career opportunities for veterans at electric cooperatives, visit www.ServeVets.coop.



This summer, Serve our Co-ops; Serve Our Country, a nationwide initiative to honor and hire military veterans and their spouses, celebrated a major milestone when former Air Force Captain Jeremiah Sloan became the first veteran officially hired through program.

Cathy Cash and Denny Gainer contributed to this report. Justin LaBerge writes on consumer and cooperative affairs for the National Rural Electric Cooperative Association, the Arlington, Va.-based service arm of the nation's 900-plus consumer-owned, not-for-profit electric cooperatives.

Regional Dateline

October 15-January 3

2016 Pheasant Hunting Season
Statewide, Pierre, SD
605-223-7660

October 20

C&NW Historic Railroad Depot
Box Lunch Day, Redfield, SD
605-472-4550

October 24

Pentatonix, Sioux Falls, SD
605-367-7288

October 28-30

Zoo Boo, Sioux Falls, SD
605-367-7003

October 29

Zoo Boo, Watertown, SD
605-882-6269

October 29-30

Haunted Heartland Country
Corn Maze, Harrisburg, SD

November 3-5

S.D. Local Foods Conference
Highland Conference Center
Mitchell, SD, 605-342-2180

November 5

77th Annual Lutesisk Feed
Summit, SD, 605-881-4377

November 11

Veterans Day at Crazy Horse
Memorial, Crazy Horse, SD
605-673-4681

November 12

Holiday Open House
Extravaganza, Sisseton, SD
605-698-7425



To have your event listed on this page, send complete information, including date, event, place and contact to your local electric cooperative. Include your name, address and daytime telephone number. Information must be submitted at least eight weeks prior to your event. Please call ahead to confirm date, time and location of event.

Events of Special Note

October 21-23

Autumn Festival, An Arts &
Crafts Affair, Sioux Falls, SD
402-331-2889

October 22

Chris Young in Concert, Swiftel
Center, Brookings, SD
605-692-7539

November 18-19

Holiday Arts Christmas Craft
Show, Friday 9 a.m. to 7 p.m.
Saturday 9 a.m. to 5 p.m.
Masonic Temple, Mitchell, SD
605-248-2526

November 18-January 8

Winter Wonderland, Falls Park
Sioux Falls, SD, 605-275-6060

November 22-December 26

Christmas at the Capitol
Pierre, SD, 605-773-3178

November 25-26 and December 10, 17-18, 22-23

1880 Train Holiday Express
Hill City, SD, 605-574-2222

November 26

I Love the '90s, Sioux Falls, SD
605-367-7288

November 26

Holiday Celebration and Winter
Market, Rapid City, SD
605-716-7979

December 2-3

Living Christmas Tree
Aberdeen, SD, 605-229-6349

December 2-3, 8-10, 15-17

Strawbale Winery Twilight
Flights 2016, Renner, SD
605-543-5071

December 3

Holy Rocka Rollaz Christmas
Concerts, Watertown, SD
605-882-3877

December 3

Christmas Parade and Holiday
Gift & Craft Fair, Custer, SD
605-673-2244

December 9-10

Sharpshooter Classic
Winner, SD, 605-842-1533

December 10

Breakfast with Santa
Watertown, SD, 605-882-6269

December 10

Frontier Christmas
Lake City, SD, 605-448-5474

December 15-March 31

South Dakota Snowmobile
Trails Season, Lead, SD
605-584-3896

January 12-14

16th Annual Ice Fishing
Tournament, Mobridge, SD
605-845-2500

January 19-21

Snowmobile Rally
Deadwood, SD, 605-578-1876

January 20-21

ISOC Deadwood SnoCross
Showdown, Deadwood, SD
605-578-1876

January 21

Bark Beetle Blues Crawl
Custer, SD, 605-440-1405