

South Dakota Electric

A Touchstone Energy® Cooperative 

February 2020 Vol. 72 No. 2

Cooperative Connections

**Reasons to
Love Your
Electric Co-op**

Page 8

**Outhouse
Racing in
Nemo**


Page 12



Tough
training.
Safe &
reliable
power.



Linemen play a critical role in our mission to provide reliable, affordable electricity. Tough training and a focus on safety is behind everything they do. Simulated field operations and emergency-response training are ways Basin Electric invests in their safety and in providing reliable power to you.



**BASIN ELECTRIC
POWER COOPERATIVE**

A Touchstone Energy® Cooperative



Your energy starts here.

basinelectric.com

South Dakota Electric Cooperative Connections

ISSN No. 1067-4977

Produced by the following electric cooperatives in South Dakota and western Minnesota:

Black Hills Electric, Custer, S.D.
BonHomme/Yankton Electric, Tabor, S.D.
Butte Electric, Newell, S.D.
Cam Wal Electric, Selby, S.D.
Central Electric, Mitchell, S.D.
Charles Mix Electric, Lake Andes, S.D.
Cherry-Todd Electric, Mission, S.D.
Clay-Union Electric, Vermillion, S.D.
Codington-Clark Electric,
Watertown, S.D.
Dakota Energy, Huron, S.D.
Douglas Electric, Armour, S.D.
East River Electric, Madison, S.D.
FEM Electric, Ipswich, S.D.
Grand Electric, Bison, S.D.
H-D Electric, Clear Lake, S.D.
Kingsbury Electric, De Smet, S.D.
Lacreek Electric, Martin, S.D.
Lake Region Electric, Webster, S.D.
Lyon-Lincoln Electric, Tyler, Minn.
Moreau-Grand Electric, Timber Lake, S.D.
Northern Electric, Bath, S.D.
Oahe Electric, Blunt, S.D.
Renville-Sibley Co-op Power,
Danube, Minn.
Rosebud Electric, Gregory, S.D.
Rushmore Electric, Rapid City, S.D.
Sioux Valley Energy, Colman, S.D.
Southeastern Electric, Marion, S.D.
Traverse Electric, Wheaton, Minn.
Union County Electric, Elk Point, S.D.
West Central Electric, Murdo, S.D.
West River Electric, Wall, S.D.
Whetstone Valley Electric, Milbank, S.D.
City of Elk Point, S.D.

SOUTH DAKOTA ELECTRIC COOPERATIVE CONNECTIONS is published monthly for \$6 annually for member cooperatives, \$12 annually for non-members by South Dakota Rural Electric Association, 222 W. Pleasant Drive, Pierre, S.D. 57501. Correspondence to: Editor, South Dakota Electric Cooperative Connections, PO Box 1138, Pierre, SD 57501; telephone (605) 224-8823; fax (605) 224-4430; e-mail editor@sarea.coop

Brenda Kleinjan, Editor
Dawn Trapp, Communications Specialist
Jocelyn Romey,
Staff Communications Professional

EDITORIAL

Electric Cooperatives Care

Love for Community

With Valentine's Day approaching, we can't think of a better time to express how much we love South Dakota, its communities and serving you, the members of our electric co-ops.



Ed Anderson

SDREA General Manager
ed.anderson@sarea.coop

We know when electric co-ops helped to bring electricity to rural South Dakota many years ago, the quality of life improved for all. Through the years, other issues needed to be tackled and we have been at the forefront of helping to address some of those issues. We want to help meet the long-term needs of our communities to ensure they continue to thrive – because just like you, we live here, too.

While our cooperatives' top priority is to provide safe, reliable and affordable energy to you, equally important is our mission to enrich the lives of the consumer-members (that's you!) that we serve. This focus to benefit the larger community is central to the way we operate as cooperatives. We know that electricity is a critical need for modern-day life, but it takes more than poles and power lines to make a community.

Over time, our co-ops have evolved to meet the changing needs of our communities, thereby improving the quality of life for everyone. And that can mean many different things. It can mean programs for youth, such as education scholarships or the electric cooperative Youth Tour, where we take our state's brightest young people to Washington, D.C., for a weeklong immersion to experience democracy in action. It means organizing food and clothing drives and operating Operation Round Up®, a program that helps local families and organizations. It means partnering with organizations like fire departments, 4-H Clubs and other groups for local events and other worthy programs.

Over the last 80 years, our community-focused programs and other giving projects have helped our local communities – and we couldn't do any of this without you, our members.

We all benefit from these programs because of you and your neighbors. You empower the electric cooperatives through your membership and through your participation in and support of these programs.

As local businesses, electric cooperatives are proud to power your life and bring good things to our communities. We hope you will continue to guide our efforts by sharing your perspective as we plan for the future. The energy landscape is undergoing dramatic change fueled by evolving technology and consumer desires for more options. While the larger environment in which we operate is constantly changing, one thing remains the same. By working together, I'm certain that we can continue to do good things for our communities.

Our co-ops have evolved to meet the changing needs of our communities, thereby improving the quality of life for everyone.

Space Heater Safety

Heating equipment is the second leading cause of home fires in the United States. More than 65,000 home fires are attributed to heating equipment each year. These fires result in hundreds of deaths, thousands of injuries and millions of dollars in property damage.

Portable electric space heaters can be a convenient source of supplemental heat for your home in cold weather. Unfortunately, they can pose significant fire and electric shock hazards if not used properly. Fire and electrical hazards can be caused by space heaters without adequate safety features, space heaters placed near combustibles, or space heaters that are improperly plugged in.



Safety should always be a top consideration when using space heaters. Here are some tips for keeping your home safe and warm when it's cold outside:

- Make sure your space heater has the label showing that it is listed by a recognized testing laboratory.
- Before using any space heater, read the manufacturer's instructions and warning labels carefully.
- Inspect heaters for cracked or broken plugs or loose connections before each use. If frayed, worn or damaged, do not use the heater.
- Never leave a space heater unattended. Turn it off when you're leaving a room or going to sleep, and don't let pets or children play too close to a space heater.
- Space heaters are only meant to provide supplemental heat and should never be used to warm bedding, cook food, dry clothing or thaw pipes.
- Install smoke alarms on every floor of your home and outside all sleeping areas and test them once a month.
- Proper placement of space heaters is critical. Heaters must be kept at least three feet away from anything that can burn, including papers, clothing and rugs.
- Locate space heaters out of high traffic areas and doorways where they may pose a tripping hazard.
- Plug space heaters directly into a wall outlet. Do not use an extension cord or power strip, which could overheat and result in a fire. Do not plug any other electrical devices into the same outlet as the heater.
- Place space heaters on level, flat surfaces. Never place heaters on cabinets, tables, furniture, or carpet, which can overheat and start a fire.
- Always unplug and safely store the heater when it is not in use.

Source: esfi.org

Getting Involved

The state legislatures of both Minnesota and South Dakota convened in early January. Need to contact your legislator while in Pierre or Saint Paul? Here's how:



Contacting Members of South Dakota's Legislature:

Go to <http://sdlegislature.gov/> From there, you can search your senator or representatives, see the committees which they are assigned and send them an email. Need to reach them by phone? You can call and leave a message with the Senate at 605-773-3821 or with the House of Representatives at 605-773-3851. You can also send a fax to 605-773-6806.

Contacting Minnesota Legislators:

For contact information on Minnesota house members, visit:

<https://www.house.leg.state.mn.us/members>

For contact information on Minnesota senators, visit:

<http://www.senate.leg.state.mn.us/members>

KIDS CORNER SAFETY POSTER



"Don't let anything get near your extension cords!"

Sierra Staufacker, 9 years old

Sierra is the daughter of Cory and Staci Staufacker, Balaton, Minn. They are members of Lyon-Lincoln Electric Cooperative, Tyler, Minn.

Kids, send your drawing with an electrical safety tip to your local electric cooperative (address found on Page 3). If your poster is published, you'll receive a prize. All entries must include your name, age, mailing address and the names of your parents. Colored drawings are encouraged.

Bountiful Brunch

Pineapple-Zucchini Bread

3 eggs	3 cups flour
2 cups sugar	1 tsp. salt
2 tsp. vanilla	1 tsp. soda
1 cup oil	1 cup crushed pineapple, drained
2 cups peeled and grated zucchini	

Beat eggs, sugar, vanilla and oil. Mix in zucchini and dry ingredients; stir well. Fold in pineapple. Bake at 350°F for 1 hour. Makes 2 loaves.

Geraldine Dahlin, Beresford, SD

Apple Pie Breakfast Bake

2 cans refrigerated French bread	1 (14 oz.) can sweetened condensed milk
1 cup butter, melted	1 tsp. apple pie spice
1 (21 oz.) can apple pie filling	1 tsp. vanilla

Bake loaves as directed on can; cool 20 minutes. Cut 1-1/2 loaves into 1/2-inch cubes to equal 7-1/2 cups. Reserve remaining 1/2 loaf for another use. Increase oven temperature to 375°F. In a 9x13-inch glass baking dish, evenly layer melted butter, apple pie filling and bread cubes. In a medium bowl, stir together milk, apple pie spice and vanilla. Pour over bread, pushing bread down to absorb liquid. Bake 25 to 30 minutes or until deep golden brown and bubbly. Cool 15 minutes. Serve warm with maple syrup. (Note: You may also use day-old French bread cut into 1/2-inch cubes.)

Jean Osterman, Wheaton, MN

Breakfast Casserole

1 (8 oz.) can crescent rolls	1-1/2 cups shredded cheese
1 (16 oz.) pkg. bulk sausage, cooked and drained	8 eggs, lightly beaten
Diced onion, green pepper and mushrooms, optional	1/2 cup milk
16 to 32 oz. hash brown potatoes, depending on number of servings desired	1 pkg. country-style gravy mix, prepared according to package directions

Press crescent rolls in a lightly greased 9x13-inch pan. Spread with sausage crumbles and veggies. Layer hash browns on top. Sprinkle with cheese. Combine eggs with milk; pour over all. Spread on gravy. Bake at 325°F for 1 hour or until cooked through in the middle.

Kim Jost, Agar, SD

Grilled Fruit with Cinnamon Oatmeal Crumble

6 T. butter, softened, divided	2 ripe peaches, halved and pitted
2 T. light brown sugar	2 ripe plums, halved and pitted
1 tsp. cinnamon, ground	
3/4 cup quick-cooking oats	

Mix butter, brown sugar and cinnamon in a medium bowl. Reserve 2 T.; set aside. Add oats to remaining butter mixture, stirring until well blended. Brush fruit with reserved butter mixture. Place cut-side down on grill over medium heat. Tent with foil or close grill lid. Grill 2 minutes or until grill marks appear. Turn fruit cut-side up; spoon oat mixture evenly on top of each piece. Return foil tent or close lid. Grill 3 minutes longer or until fruit is tender and topping is crisp. Serve topped with whipped cream or ice cream, if desired. Cooking over a campfire? Place grill grate over top of campfire. Grill fruit as directed, rearranging hot coals as needed to maintain even direct heat. Makes 4 servings

Nutritional Information Per Serving: Calories 290, Total Fat 18g, Fiber 3g, Cholesterol 45mg, Sodium 137mg, Carbohydrates 29g, Protein 3g

Pictured, Cooperative Connections

Omelet in a Bag

2 large eggs	Green pepper, diced
Ham or bacon pieces	Mushrooms, chopped
Onion, chopped	Grated cheese
Tomato, diced	

Give each guest a quart-size Ziploc freezer bag and have them write their name on the bag with a permanent marker. Crack 2 eggs into each bag (not more than 2). Shake to combine them. Put out a variety of ingredients and let each guest choose what they want in their omelet. Shake the bag. Zip the bag after making sure to get all the air out. Bring a large kettle of water to a full rolling boil. Place the bags into the water. When the water begins to boil again, boil for exactly 14 minutes. You can usually cook 6 to 8 omelets at a time. For more, make another kettle of boiling water. Open bags and the omelet will roll out easily. Serve with fresh fruit and coffee cake.

Roxanna Streckfuss, Mansfield, SD

Please send your favorite seafood, appetizer and beverage recipes to your local electric cooperative (address found on Page 3). Each recipe printed will be entered into a drawing for a prize in June 2020. All entries must include your name, mailing address, telephone number and cooperative name.

Your Seven-Step Efficiency Upgrade Checklist



Pat Keegan

Collaborative Efficiency

Making your home more energy efficient can be done by taking one step at a time, or you can take it on all at once as a larger project.

This column was co-written by Pat Keegan and Brad Thiessen of Collaborative Efficiency. For more information, please visit: www.collaborativeefficiency.com/energytips.

Dear Pat and Brad: I used to live in a newer, energy efficient home, but I recently moved into an older home that's definitely not as efficient. I want to make some upgrades, but I'm not sure how much work to do or what steps I should take. Can you offer any advice? – Katie

Dear Katie: Making your home more energy efficient can be done by taking one step at a time or you can take it on all at once as a larger project. Either way, it's helpful to have a plan in place before you dive in so you don't end up doing unnecessary work or repeating steps along the way.

Here's a seven-step checklist we've compiled to help you get organized.

Step 1: Set goals and constraints. Start by setting your primary goal. Are you mainly looking to save money on your home's energy bills, make it more comfortable, increase the resale value or help the environment? Then, set a deadline for when you need the project completed. This may affect whether you do some of the work yourself and which contractor you choose.

Last but not least, set your budget. How much is it worth to you to live in an energy efficient home? One way to look at this is to review your annual energy bills. If they're around \$2,000 per year, you might ask yourself how much you'd be willing to spend if you could cut that expense in half. Maybe you'd be willing to spend \$10,000 to save \$1,000 each year? That would be a 10 percent rate of return on your investment. Or, if your home is drafty and cold, how much are you willing to spend to make it more comfortable?

Step 2: Educate yourself. This step is crucial so you can weigh the costs and benefits of each potential improvement. There are many helpful lists of small and large energy efficiency upgrades available online. There are also some great resources like the Department of Energy, ENERGY STAR® and *Consumer Reports*. Your electric co-op may have a home energy advisor on staff or available literature that can help.

Step 3: Schedule an energy audit. An energy audit will help you prioritize so you can spend your money on the measures that will bring you the most benefit. And an energy auditor can help in other ways. My neighbors hired a contractor to do some major energy efficiency upgrades. They asked an energy auditor to take a look at the work before they paid for it and the auditor found it wasn't even close to the level agreed to in the contract. It took three or four return visits for the contractor to get the work up to the promised level of efficiency. So, the energy auditor saved the day!

Step 4: Plan your projects. Now that you have set your budget and priorities and have a sense of the work and costs involved, make a list of the items you want to include in your energy efficiency upgrades.

Step 5: Are there tasks you can take on yourself? Some work, like caulking windows or adding weather stripping to doors, can easily be done by the homeowner, especially with the help of online tutorials. Other work, like insulating an attic, can be dangerous and may require special equipment or know-how.

Step 6: Identify and select contractors. This can be challenging. You want a contractor who really knows how to do energy efficiency work. And you may need two or more contractors, such as one for your heating system and another for insulation. Maybe you'd like to find one who can do air sealing or duct sealing. In some rural areas, contractors may not specialize in the efficiency measures you are interested in. Are they willing to learn what they don't know?

Be sure to get several quotes if possible, as well as references from past clients. Create and sign a contract with guaranteed work and completion dates, with payments due only as work is completed and inspected.

Step 7: Oversee the work. The quality of the work makes a big difference in the amount of energy savings and added comfort you desire. Keep an eye on the project and don't be afraid to ask questions – lots of questions. Remember, it's your home and you're the one paying the bills!

Congress Passes RURAL Act, SECURE Act and Cadillac Tax Repeal

The integrated campaign shaped by NRECA to carry the voice of electric cooperatives was heard in Congress! As one of the year's final legislative actions, the House and Senate passed –and the President signed – the RURAL Act and other major electric co-op priorities as a part of the 2020 spending package.

NRECA CEO Jim Matheson said the legislation “preserves the electric cooperative business model, protects co-op members from unfair electric rate increases and provides certainty to co-ops that leverage federal and state grants to meet the needs of the communities they serve.” He thanked Sens. Rob Portman (R-Ohio) and Tina Smith (D-Minn.) and Reps. Terri Sewell (D-Ala.) and Adrian Smith (R-Neb.) for leading the RURAL Act through Congress.

Louis Finkel, NRECA senior vice president of Government Relations, credited the strategic advocacy campaign by electric co-op leaders and NRECA for passing the legislation that protects electric co-ops' tax-exempt status when they receive federal and state grants for disaster relief, broadband deployment and economic development.

“None of this would have been possible without the tireless commitment of our membership to work together in carrying our message to Congress and the steadfast collaboration and leadership from our NRECA team,” said Finkel.

The effort included co-op leaders going to Capitol Hill, co-ops sharing stories on local impacts, grassroots messages and NRECA media and ads directly targeting lawmakers.

In addition to the inclusion of the RURAL Act, the final spending package includes several other electric co-op priorities.

- **SECURE Act:** The landmark SECURE Act (H.R. 1994), legislation to reform and promote retirement saving, will save co-ops in NRECA's Retirement Security (RS) Plan more than \$30 million per year in Pension Benefit Guaranty Corporation insurance premiums. This premium reduction will help reduce the cost pressure on participating employers by offsetting to some extent future RS Plan cost increases that could be necessary. It also provides relief from IRS regulations for co-ops in the RS Plan, or in their own defined-benefit plans, that continue to provide benefits after being “closed” to new employees.
- **Cadillac Tax Repeal:** Eliminating the 40 percent Cadillac Tax on employer health plans will help protect health care benefits for all co-op employees, whether their co-op participates in NRECA's Group Benefits Trust or other providers. NRECA, a founding member of the leading coalition for the Cadillac Tax repeal, stressed that taxing any part of co-op employees' health care benefits would result in less comprehensive health coverage for families, and at a higher cost for many.
- **Parking Lot Tax Repeal:** The parking lot tax repeal helps an estimated one-third of tax-exempt electric co-ops. The law treated parking lots at tax-exempt businesses and organizations as employer-paid qualified transportation and parking benefits covered under a corporate tax on “unrelated taxable business income.” In addition to the tax, compliance costs were a burden for co-ops.



BIG Idea Wins

High school students with big business ideas competed for \$30,000 in cash and scholarships during the BIG Idea Competition Dec. 11 at Northern State University in Aberdeen, S.D.

Korbin Leddy of Milbank High School took first place with Korbin's Steak Express which aims to sell convenient meat grill packs to customers, such as active camping families for example. His prizes include a \$1,000 cash prize, a \$2,000 scholarship to NSU, a \$2,000 scholarship to Presentation College and a \$2,500 scholarship to the South Dakota School of Mines & Technology.

The 2019 BIG Idea Competition had 276 entries involving more than 389 students from 29 schools.

Second place went to The Urban Garden, by Megan Nash of Northwestern High School, which aims to provide the urban population with fresh, quality fruit through hydroponic and vertical farming techniques. Jordan Edwards and Paige Evans of Aberdeen Central High School also placed second with Smart Rides, which aims to help parents transport their children to and from school or extra-curricular activities while providing the children with a snack along the way. Second place prizes include \$500 cash and \$1,000 scholarships to Presentation College, NSU and SDSM&T.

Other finalists included Wild Yarrow Design by Elizabeth Wright from Rapid City Stevens High School, Hoffman Manure Hauling by Miles Hoffman from Leola High School, Vandy's Lawn Care by Paul VanDover from Milbank High School, CattleHome Fencing by Jessie Lux and Kodi Retzer from Eureka High School and New Home by Quentin Eck from Brookings High School. Each received \$100 cash and \$1,000 scholarships at Presentation College, NSU and SDSM&T.

Four category awards were given, with the winners in each receiving a \$500 cash prize and \$500 NSU scholarship.

- **Marketing Design winner:** Leeper Farms Custom Work by Phoenix Leeper of West Central High School.
- **Food Animal Agriculture Category winner:** Large Animal Immunization Robot (L.A.I.R.A) by Liberty Thompson and Payton DeGroot, Brookings High School.
- **Wellness Category winner:** Romulus and Remus by Paul Wehrung of Spearfish.
- **Agriculture Innovation winner:** Feather-Lite Mix by Jacey Orthaus of Florence High School.



ENERGIZING COMMUNITIES

We're led by members like you. Which means we're not out to make money. Instead, we're building communities by listening to your needs. We're shaped by the people we serve.

REASONS TO LOVE YOUR ELECTRIC CO-OP

Delivering More than Just Electricity

Brenda Kleinjan

editor@sdrea.coop

From reliable energy to community involvement, there are a lot of reasons why co-op members love their electric cooperatives.

Co-Ops Are Local, Community-Focused Organizations

Co-ops have a rich history of serving their members and are facing the future with innovative ideas to help their members and grow their local communities.

Local people helping out. From billing clerks to line workers and every job in between, the people working at your local electric cooperative are the ones you'll see in your communities. They are serving on volunteer fire departments and as first responders, serving on school boards and county commissions, as ushers at church and as youth sports coaches.

Sioux Valley Energy employees get final instructions before embarking on their meal delivery routes.



Some cooperatives have launched employee community service days where local communities or organizations benefit from a day of service, whether it be a town clean up, restoring a rural cemetery, delivering meals to shut-ins or helping others in need.

Keeping Members Informed

Whether it's through this magazine, which reaches members each month or through social media channels like Facebook and Twitter or mobile apps like SmartHub, cooperatives continually strive to inform their member-owners about events and issues that matter. From a quick post or tweet about why the power may have blinked or celebrating the achievements of area youth, co-ops are communicating with their members and connecting them to their community. As storms approach, co-ops offer helpful tips for preparing for inclement weather and how to deal with the aftermath of storms.

Helping Members Save Money

Co-op demand response and load management programs have helped members save money for decades. And now, with interactive tools like SmartHub, an increasing number of co-op members are accessing information about their home's energy use right from their mobile device or computer. Several co-ops offer energy audits and other ways to reduce energy use.

Appliance rebates, loans for heating and cooling equipment and reduced rates for some energy use

are offered by some co-ops in the state. Check with yours to find out what programs could benefit you.

Diversifying Energy Resources

Cooperatives have a history of using an all-of-the-above approach to meeting members' energy needs. The first utility-scale wind project in South Dakota was built by co-ops and several co-ops have solar demonstration projects to help members learn about solar grid interconnection and other aspects of the resource.

Investing in Youth

When it comes to looking to the future, co-ops have the youth in their communities in mind. Each year, co-ops invest more than \$100,000 in scholarships for students pursuing further education at colleges or

technical schools. Dozens of students have the opportunity to go to Washington, D.C., for the annual rural electric youth tour, courtesy of their local electric cooperative. Several co-ops in the state send students on the four-day Youth Excursion to North Dakota each summer to explore energy careers and cooperatives. And throughout the school year, Co-ops in the Classroom and other safety demonstrations visit schools across the region to help younger students learn about using electricity wisely and how so be safe around it.

A participant on the 2019 Youth Excursion to North Dakota gives the view from the Antelope Valley Station power plant two thumbs up.



Co-op member service personnel receive training on blower door tests which can be a useful tool in a home energy audit.



South Dakota Senate Seating Arrangement – 2020




Lieutenant Governor
Larry Rhoden



Margaret Sutton
R – District 10



Jim Stalzer
R – District 11



Arthur Rusch
R – District 17



Gary Cammack
R – District 29



R. Blake Curd
R – District 12



Ernie Otten
R – District 6



V.J. Smith
R – District 7




Kyle Schoenfish
R – District 19



Helene Duhamel
R – District 32



Deb Soholt
R – District 14



Wayne Steinhauer
R – District 9



Lee Schoenbeck
R – District 5



Jim White
R – District 22



Jeffrey Partridge
R – District 34



Lance Russell
R – District 30



Phil Jensen
R – District 33



Red Dawn Foster
D – District 27



Susan Wismer
D – District 1



Jeff Monroe
R – District 24



Jordan Youngberg
R – District 8



Rocky Blare
R – District 21



John Lake
R – District 23



Ryan Maher
R – District 28



John Wiik
R – District 4



Reynold Nesiba
D – District 15



Jack Kolbeck
R – District 13



Josh Klumb
R – District 20



Jessica Castleberry
R – District 35



Brock Greenfield
R – District 2



Al Novstrup
R – District 3



Bob Ewing
R – District 31



Craig Kennedy
D – District 18



Troy Heinert
D – District 26



Kris K. Langer
R – District 25



Jim Bolin
R – District 16

South Dakota House of Representatives Seating Arrangement – 2020



Mark Willadsen
R – District 11



Jess Olson
R – District 34



Dayle Hammock
R – District 31



David Johnson
R – District 33

Steven Haugaard
Speaker of
the House



Lana Greenfield
R – District 2



Spencer Gosch
R – District 23



Steven Haugaard
R – District 10



Randy Gross
R – District 8



Sam Marty
R – District 28B



Marty Overweg
R – District 19



Rebecca Reimer
R – District 26B



David Anderson
R – District 16



Tina Mulally
R – District 35



Tim Reed
R – District 7



Tony Randolph
R – District 35



Nancy Rasmussen
R – District 17



Ryan Cwach
D – District 18



Doug Barthel
R – District 10



Isaac Latterell
R – District 6



Chris Johnson
R – District 32



Scyller Borglum
R – District 32



Tamara St. John
R – District 1



Sue Peterson
R – District 13



Bob Glanzer
R – District 22



Tim Rounds
R – District 24



Michael Saba
D – District 9



Ray Ring
D – District 17



Fred Deutsch
R – District 4



Paul Miskimins
R – District 20



Steve Livermont
R – District 27



Mary Duvall
R – District 24



Roger Chase
R – District 22



Tim Johns
R – District 31



Rhonda Milstead
R – District 9



Peri Pourier
D – District 27



Shawn Bordeaux
D – District 26A



Caleb Finck
R – District 21



Kirk Chaffee
R – District 29



Carl Perry
R – District 3



Taffy Howard
R – District 33



James Wangsness
R – District 23



Nancy York
R – District 5



Marli Wiese
R – District 8



Kelly Sullivan
D – District 13




Linda Duba
D – District 15




Thomas Brunner
R – District 29



Lance Koth
R – District 20



Tom Pischke
R – District 25



Drew Dennert
R – District 3



Kaleb Weis
R – District 2



Doug Post
R – District 7



Hugh Bartels
R – District 5



Erin Healy
D – District 14



Oren Lesmeister
D – District 28A



Larry Zikmund
R – District 14



Kent Peterson
R – District 19



Julie Frye-Mueller
R – District 30



John Mills
R – District 4



Herman Otten
R – District 6



Chris Karr
R – District 11



Jean Hunhoff
R – District 18



Jamie Smith
D – District 15



Steven McCleerey
D – District 1



Jon Hansen
R – District 25



Tim Goodwin
R – District 30



Manny Steele
R – District 12



Michael Diedrich
R – District 34



Kevin Jensen
R – District 16



Arch Beal
R – District 12



Lee Qualm
R – District 21

Nemo 500 Outhouse Races

NAJA Shrine Transportation Fund for Kids Benefits from Outdoor Event

Brenda Kleinjan

editor@sdrea.coop

We called it the Nemo 500 because it sounded good.

When one thinks of racing, cars, horses or motorcycles likely come to mind. But, in the Black Hills community of Nemo, outhouses – equipped with wheels, skis or both – are the vehicle of choice.

While each outhouse must be equipped with a seat with one hole, there are additional basic requirements in this competition designed to raise funds for the NAJA Shrine Kids Transportation Fund.

First, each outhouse will have a rider. And during the race, that rider will trade places with a teammate.

“There always has to be someone on the throne,” said Ervin “Red” Alspaw, a Shriner with the Oasis of Deadwood and one of the contacts for the race.

The outhouse must be at least five feet tall and the door (if there is one) has to stay open during the race.

The outhouse must have four walls and a roof and the team’s name must be on each of the walls.

“It’s a hoot,” said Alspaw.

Money raised at the event helps Shriners cover the transportation expenses of some 630 children in western South Dakota who seek care at Shriners Hospitals



A team prepares to race their outhouse in the 2017 competition.

nationwide.

“We called it the Nemo 500 because it sounded good,” said Troy Saye, race organizer and owner of the Nemo Guest Ranch where the event is held.

“We stepped it off a few years ago and it’s actually about 970 feet. You start at the restaurant and at midway everyone runs around the outhouse, retrieving a colored roll of toilet paper which must be placed in the correct order on a plunger.

Alliterations, euphemisms and creativity may make for memorable team names, but speed is the name of the game as the fastest team to complete the



Kids compete in the scoop shovel races.



The costumed Sesame Streak team poses with their People's Choice outhouse trophy after the 2016 race.

race is the winner.

Winners in each of the age divisions get an outhouse trophy hand-made by Troy and Willie Saye.

The Sayes created the event after a 2006 visit from Willie's cousin, shortly after they bought the Nemo Guest Ranch.

"He said he had to get home for an outhouse race. We didn't know what it was," said Troy. The couple researched the event and found that several other

states held races. They developed their rules for the Nemo event. Early races were held just for fun or to raise money for different organizations. The race has been a benefit for the NAJA Shrine Kids Transportation Fund for the last eight or nine years.

The creative names don't stop at the race team names. It takes a certain fortitude to dip a spoon into some of the entries in the chili cook-off contest where cooks serve up three gallons of chili with names like "Presidential Poopers Chili" and "Dave's Chunky Pork and Beef Chili."

Kids can compete in the Scoop Shovel Races, but competitors must provide their own scoop shovel.

If you're going, check-in for the three divisions is at 10 a.m. and race time is 1 p.m. Preregister your team by Feb. 1 to receive a T-shirt.

If you have a team but don't have

an outhouse to race in, contact the Nemo Guest Ranch to see if theirs is available.

Advice for first-time attendees? Arrive early, dress warm and be prepared for

a bit of a walk (late-comers have had to park a half-mile away from the event.)

Attendance at the event varies with the weather, Saye said. Crowds range from 1,000 people up to 2,400 people when the race time temperature was 53 degrees.

"You have got to see it to really enjoy it," said Saye.

"When we first started, we never imagined it would take off the way it did," said Saye.

Interested? Visit nemo500.com for more information or contact the Nemo Guest Ranch at 605-578-2708.

When we first started, we never imagined it would take off the way it did.

The Rules

OUTHOUSE RACE RULES and STRUCTURE

- 1) Outhouse can only be human powered. No electric-, solar- or gas-powered assistance. The outhouse must have four walls, roof, doorway and seat with at least one hole. It may have a door, but the door must remain securely open during the race.
- 2) The outhouse must be a minimum of nine square feet at the base and a maximum overall width not to exceed six feet (including grasping or pushing devices). A minimum height of five feet from the floor to the highest point of the roof.
- 3) Any number and size of wheels or skis may be used.
- 4) Any device for pushing or pulling the outhouse may be used except ropes. All pushing or pulling devices must be secured solid.
- 5) Outhouses may be built from any material but glass and must be structurally sound.
- 6) Each entry must have an outhouse name that is to be displayed on each side of the structure. Sponsors' names may be displayed anywhere on the outside.
- 7) There will be three age divisions. (Age divisions will be determined by average team ages. Add all team members' ages and divide by the number of team members.)
 - Division 1: Ages 12 to 25
 - Division 2: Ages 26 to 45
 - Division 3: Ages 46 and over

Good to know:

Teams consist of two to five people, one of which must ride inside the outhouse.

Safety gear including helmets are required for all members and ice cleats are recommended.

Outhouse passengers must be 12 years old or older. Handles or seatbelts are required for the outhouse passengers.

Teams' dress is to reflect the theme of their entry.

Teams make a mandatory pit stop at mid race for a fire-drill. Each member must run around the outhouse three times and the rider must switch places with one of the pushers. Each team member will be required to place a color-coded roll of toilet paper on a color-coded plunger in order of color scheme provided at race time. The race will be timed from start to finish, the objective is to get the lowest time to win.



Kianna Knutson and Shane Binger left their 2018 wedding reception with a sparkler send off.

YOUTH TOUR SPARKS

Participants Make Lifetime Connections

Brenda Kleinjan

editor@sarea.coop

The annual Rural Electric Youth Tour is billed as a trip-of-a-lifetime, which it is for the thousands of teenagers who have participated since it began in 1963. But for a certain few, the weeklong trip filled with congressional visits, sight-seeing and co-op educational opportunities was more life altering than they possibly dreamed.

Kianna and Shane, 2011

Kianna Knutson and Shane Binger participated in the 2011 trip. Kianna, from Philip, S.D., represented West Central Electric Cooperative in Murdo, S.D., while Shane, from Tulare, S.D., represented Northern Electric Cooperative in Bath, S.D.

During the week of travel, the two would talk some and share experiences. A visit to the Pentagon Memorial was particularly memorable for the two.

“For me, we hit it off right away on the tour,” said Kianna.

“But we went our separate ways. Whenever I’d head west, I’d try to stop in Philip and see her,” said Shane. “We kept in touch until we got to SDSU together.”

They started dating while attending South Dakota State University in Brookings, S.D. Shane graduated in December 2015 and Kianna in May 2016 and the two married in September 2018. They live in Redfield, S.D., and Kianna works in Aberdeen while Shane works in Tulare.

“The Youth Tour was one of my most favorite trips,” said Kianna. “It was a great way to meet people and make friends. It turned out one of them stuck for life.”

A sign at the Bingers’ wedding reception highlights the sparks that started with their 2011 Youth Tour.



For Shane, an additional outcome of the trip was that it sparked an interest in politics.

"It was an opportunity to see congress-people as actual people. That drove me to go back and intern with Sen. John Thune in 2015," said Shane.

Riley and Kailee, 2009

Riley Schwader and Kailee Koester attended the 2009 Youth Tour together. Riley, of Winifred, S.D., represented Central Electric Cooperative in Mitchell, S.D., while Kailee of Redfield, represented Northern Electric.

They married in June 2014 on the heels of that year's Youth Tour, which Riley's sister participated (as did Kianna Knutson's sister.)

The Schwaders live in Howard where they raise their two sons and where Kailee teaches fourth grade. The family was recently featured in a "ReEnergizing Rural" commercial talking about the Co-ops in the Classroom project.

Doug and Roberta, 1973

Roberta Johnson, a 4-Her from Parker, S.D., chosen to represent Turner County and Doug Stoeber, a 4-Her from Olivet, S.D., selected to represent Hutchinson County, met on the 1973 Youth Tour as the delegates for Turner-Hutchinson Electric Cooperative (now Southeastern Electric Cooperative), based in Marion, S.D.

"We started dating on Thursday, Oct. 18, 1973, when he asked me to go to the Hobo Week street dance at SDSU," said Roberta, noting that Doug often wondered how she could remember the date. "I told him it was easy to remember because it was two days before her sister got married."

Things clicked for the two and they made plans to marry.

"If I hadn't been the South Dakota Pork Queen, we probably would have been married in December of 1975. But I needed to be single to compete at the national level, so Doug was willing to wait until the national competition was held in March of 1976. When someone else was crowned the national pork queen, Doug and I moved forward with our wedding

The Youth Tour was one of my most favorite trips.

plans and were married on Father's Day, June 20, 1976. Even without the title of pork queen, I could still educate others about the nutritional value and versatility of pork when I became involved with the Porkettes."

The two graduated from SDSU with majors in ag education and home economics education and were preparing to head to Marietta, Minn., when an opportunity to take over his grandparents' farm came up.

"Entering farming had been a long-range goal, but when the farming opportunity arrived earlier than expected, we accepted. So, once again, Turner-Hutchinson Electric influenced our lives since they provided the electricity for our home and farming operation.

We continued farming until June of 2006 when Doug had surgery for brain cancer. Initially, we were told the life expectancy for this type of treatable, but not curable, cancer was 18 months to two years. But by God's grace and through hundreds of prayers, he has outlived that life expectancy by 11 years," said Roberta.

The two moved into Menno in 2008 where Roberta continues teaching high school family and consumer sciences and middle school social studies.

Ethan and Vanessa, 2012

Ethan Ryberg of Buffalo Lake, Minn., was selected to represent McLeod Co-op Power in Glencoe, Minn., on the 2012 Youth Tour, the same year that Vanessa Peterson of Rosholt, S.D., was selected to represent Traverse Electric Cooperative in Wheaton, Minn. The two traveled with the Minnesota Youth Tour delegation that year.

While the two lived three hours apart, they began dating that fall and in 2013, they attended North Dakota State University in Fargo, N.D., together, majoring in pharmacy.

After their 2019 graduation, they have settled in the Bemidji area where they both work.

Electric cooperatives in South Dakota and Minnesota are once again taking applications for the annual Youth Tour to Washington, D.C. The 2020 participants might not find their future mate, but they will definitely have experiences of a lifetime.



The Schwaders live in Howard where Kailee teaches. They were recently featured in the electric cooperative "ReEnergizing Rural" campaign.

December 15-March 31

South Dakota snowmobile trails season, Lead, SD, 605-584-3896

January 24-25

Pro Snocross Races, Deadwood, SD, 605-578-1876

January 25-26

Dakota Territory Gun Collectors Gun Show, National Field Archery Building, Yankton, SD, 701-361-9215

January 31-February 2

12th Annual Winterfest of Wheels, Convention Center, Sioux Falls, SD, 605-231-3100

January 31-February 2

Winterfest, Lead, SD, 605-584-1100

January 31-February 9

Annual Black Hills Stock Show & Rodeo, Rapid City, SD, 605-355-3861

February 1

Lake Hendricks Fishing Derby, Hendricks, MN, 507-828-2113

February 1

Living History Fair, Brookings Renegades, LATI, Watertown, SD, 605-693-4589, dhuebner@itctel.com

February 1-2

Dakota Territory Gun Collectors Gun Show, Dakota Event Center, Aberdeen, SD, 701-361-9215

February 8-9

Dakota Territory Gun Collectors Gun Show, Convention Center, Sioux Falls, SD, 701-361-9215

February 10-16

Frost Fest, Brookings, SD, 605-692-6125



March 14: 28 Below Fatbike Race, Ride and Tour, Lead, SD, 605-641-4963

Photo courtesy: travelouthdakota.com

February 14

Snow Ball, Brookings, SD, 605-692-6700

February 15-16

Dakota Territory Gun Collectors Gun Show, Ramkota Hotel, Pierre, SD, 701-361-9215

February 21

KORN and Breaking Benjamin, Rapid City, SD, 605-394-4111

February 21-22

Mardi Gras Weekend, Deadwood, SD, 605-578-1876

February 22

Cabin Fever Games, Yankton, SD, 605-665-8994

February 22-23

48th Annual Farm, Home & Sports Show, Ramkota Hotel, Pierre, SD 605-224-1240

February 26

The Harlem Globetrotters, Rushmore Plaza Civic Center Barnett Arena, Rapid City, SD, 605-394-4111

February 27-March 1

35th Annual SD State Dart Tournament, Rushmore Plaza Civic Center, Rapid City, SD, 605-394-4111

March 14-15

Dakota Territory Gun Collectors Gun Show, Davison County Fairgrounds, Mitchell, SD, 701-361-9215

March 18, June 11, August 13 and October 8

Kids Mystery Dinner Theater, Brookings, SD, 605-692-6700

March 20-21, 27-28

Annual Schmeckfest, Freeman, SD, 605-925-4237

March 21-22

Dakota Territory Gun Collectors Gun Show, Codington County Ag Building, Watertown, SD, 701-361-9215

March 28

Annual Ag Day at the Washington Pavilion, Sioux Falls, SD, 605-367-6000

April 3-4

Forks, Corks and Kegs Food, Wine and Beer Festival, Deadwood, SD, 605-578-1876 or 800- 999-1876

April 17-19

First Dakota Classic Archery Tournament, Yankton, SD, 605-260-9282

April 18

Design Challenge, Sioux Falls, SD, 605-731-2348

April 25

River Rat Marathon, Yankton, SD, 605-660-9483

To have your event listed on this page, send complete information, including date, event, place and contact to your local electric cooperative. Include your name, address and daytime telephone number. Information must be submitted at least eight weeks prior to your event. Please call ahead to confirm date, time and location of event.